

MEN'S  
**Bb**  
BASKETBALL

# HISTORY & HONORS



2005  
DIVISION I  
MEN'S  
BASKETBALL  
CHAMPIONSHIP

THE  
**SEAR**  
TROPHY



20  
06

MARYLAND

27  
SPORTS


1  
TEAM



# TEAMS OF TRADITION

## 1957-58

Record: 22-7 H: 10-1 A: 6-4 N: 6-2  
ACC: 9-5, 4th place, ACC Tournament champion  
Postseason: NCAA East Region 3rd place  
Rankings: AP No. 6, UPI No. 6



### TEAM ROSTER

No.	Name	Yr.	Pos.	Ht.	Wt.	Hometown
22	Bill Murphy	Jr.	F	6-3	180	Pittsburgh, Pa.
25	Gene Danko	Jr.	G	6-2	180	McKeesport, Pa.
30	Tom Young	Sr.	G	6-1	170	Natrona Heights, Pa.
32	Nick Davis	Sr.	F	6-2	185	Rankin, Pa.
33	John Nacincik	Sr.	F	6-3	175	Brooklyn, N.Y.
34	Pete Krukar	So.	G	6-1	175	Ford City, Pa.
35	Jerry Bechtle	So.	F	6-2	195	Elizabeth, N.J.
40	Julian "Doc" Weingarten Jr.	F	C	6-4	190	Washington, D.C.
43	Bob McDonald	So.	F-C	6-7	190	Lansdowne, Pa.
44	Jim Halleck	Jr.	F	6-0	195	Elizabeth, N.J.
45	Perry Moore	Sr.	C	6-4	205	Belpre, Ohio
50	Charles McNeil	So.	C-F	6-6	180	Penns Grove, N.J.
53	Jerry Shanahan	So.	F	6-2	190	Pittsburgh, Pa.
54	Al Bunge	So.	C	6-9	215	Palmyra, N.J.

Head Coach: H.A. "Bud" Millikan

Assistant Coach: Bob Ladd

### SEASON STATISTICS

Name	GP	FG%	FT%	Reb.-Avg.	Asst.	Pts.-Avg
Charles McNeil	29	.442	.762	202-6.9	—	401-13.8
Nick Davis	29	.463	.761	75-2.6	—	372-12.8
Al Bunge	29	.402	.542	265-9.1	—	297-10.2
John Nacincik	28	.360	.735	151-5.4	—	246-8.9
Tom Young	23	.388	.740	120-5.2	—	224-9.8
Gene Danko	28	.407	.762	48-1.7	—	122-4.4
Jim Halleck	23	.457	.672	64-2.8	—	85-3.7
Jerry Bechtle	26	.416	.429	47-1.8	—	82-3.2
Doc Weingarten	19	.517	.775	38-2.0	—	61-3.2
Bill Murphy	20	.312	.774	43-2.2	—	54-2.7
Jerry Shanahan	16	.706	.575	11-.7	—	39-2.6
Pete Krukar	19	.400	.900	9-.5	—	17-0.9
Perry Moore	24	.136	.636	31-1.3	—	13-0.5
Maryland Totals	29	.416	.688	1175-40.5	—	2004-69.1
Opponent Totals	29	.352	.676	1031-35.6	—	1671-57.6

### ACC TOURNAMENT

Quarterfinals – defeated Virginia, 70-66  
Semifinals – defeated Duke, 71-65 (OT)  
Championship – defeated North Carolina, 86-74

### NCAA TOURNAMENT

East Region First Round – defeated Boston College, 86-63  
East Region Semifinal – lost to Temple, 71-67  
East Region Consolation – defeated Manhattan, 59-55

## 1972-73

Record: 23-7 H: 13-1 A: 7-4 N: 3-2  
ACC: 7-5, 3rd place, ACC Tournament finalist  
Postseason: NCAA Elite Eight  
Rankings: AP No. 8, UPI No. 10



### TEAM ROSTER

No.	Name	Yr.	Pos.	Ht.	Wt.	Hometown
10	Rich Porac	Jr.	G	6-0	178	Monroeville, Pa.
13	Howard White	Sr.	G	6-0	160	Hampton, Va.
14	Donald White	So.	G	6-4	179	Pittsburgh, Pa.
15	John Lucas	Fr.	G	6-4	175	Durham, N.C.
21	Billy Hahn	So.	G	5-10	155	Mishawaka, Ind.
22	Jap Trimble	Jr.	G	6-3	181	New York, N.Y.
23	Varick Cutler	So.	F	6-7	205	N. Tanawanda, N.Y.
24	Maurice Howard	Fr.	G	6-2	170	Philadelphia, Pa.
33	Darrell Brown	Sr.	F	6-6	225	Pittsburgh, Pa.
35	Bob Bodell	Sr.	G	6-4	180	Frankfort, Ky.
41	Len Elmore	Jr.	F-C	6-9	232	Springfield Gardens, N.Y.
42	Owen Brown	So.	F-C	6-9	205	La Grange, Ill.
44	Jim O'Brien	Sr.	F	6-8	202	Falls Church, Va.
45	Tom Roy	So.	C	6-9	210	S.Windsor, Conn.
54	Tom McMillen	Jr.	C	6-11	213	Mansfield, Pa.

Head Coach: Charles "Lefty" Driesell

Assistant Coaches: Jim Moloney, Joe Harrington, Tim Autry

### SEASON STATISTICS

Name	GP	FG%	FT%	Reb.-Avg.	Asst.	Pts.-Avg
Tom McMillen	29	.585	.800	284-9.8	28	616-21.2
Jim O'Brien	30	.555	.844	144-4.8	67	498-16.6
John Lucas	30	.538	.703	83-2.8	178	425-14.2
Len Elmore	26	.469	.607	290-11.2	35	261-10.0
Bob Bodell	30	.503	.820	80-2.6	121	238-7.9
Darrell Brown	27	.508	.684	77-2.9	44	147-5.4
Tom Roy	29	.517	.529	113-3.9	8	128-4.4
Owen Brown	30	.419	.643	72-2.4	17	122-4.1
Maurice Howard	29	.404	.579	19-1.5	25	81-2.8
Rich Porac	24	.483	.529	7-2.9	23	37-1.5
Howard White	19	.405	.750	14-.7	7	36-2.0
Don White	14	.455	.500	5-.4	1	12-0.9
Billy Hahn	16	.714	.000	0-0	1	10-0.6
Maryland Totals	30	.520	.718	1367-45.4	557	2613-87.1
Opponent Totals	30	.468	.686	1043-34.8	363	2226-74.2

### ACC TOURNAMENT

Quarterfinals – defeated Clemson, 77-61  
Semifinals – defeated Wake Forest, 73-65  
Championship – lost to NC State, 76-74

### NCAA TOURNAMENT

East Region First Round – bye  
East Region Semifinal – defeated Syracuse, 91-75  
East Region Final – lost to Providence, 103-89

## 1974-75

Record: 23-7 H: 13-1 A: 7-4 N: 3-2  
ACC: 10-2, 1st place, ACC Regular Season champion  
Postseason: NCAA Elite Eight  
Rankings: AP No. 5, UPI No. 5



### TEAM ROSTER

No.	Name	Yr.	Pos.	Ht.	Wt.	Hometown
5	John Boyle	Jr.	F	6-7	210	Hyattsville, Md.
10	Steve Sheppard	So.	F	6-6	210	New York, N.Y.
12	Mike Brashears	Fr.	G	6-1	170	Hagerstown, Md.
13	James Jones	Jr.	G	6-4	205	Seat Pleasant, Md.
15	John Lucas	Fr.	G	6-4	170	Durham, N.C.
20	John Newsome	Jr.	F	6-6	195	Norfolk, Va.
21	Billy Hahn	Sr.	G	5-11	150	Mishawaka, Ind.
22	Mike Cherry	Fr.	F	6-5	190	Elm City, N.C.
24	Maurice Howard	Jr.	G	6-3	170	Philadelphia, Pa.
30	Brad Davis	Fr.	G	6-3	180	Monaca, Pa.
42	Owen Brown	Sr.	F-C	6-8	205	LaGrange, Ill.
44	Chris Patton	Fr.	C	6-9	210	Bessemer, Ala.
45	Tom Roy	Sr.	C	6-9	210	S.Windsor, Conn.

Head Coach: Charles "Lefty" Driesell

Assistant Coaches: Joe Harrington, Dave Pritchett, Howard White

### SEASON STATISTICS

Name	GP	FG%	FT%	Reb.-Avg.	Asst.	Pts.-Avg
John Lucas	24	.549	.836	100-4.2	91	469-19.5
Owen Brown	29	.513	.829	206-7.8	31	431-14.9
Steve Sheppard	29	.519	.712	217-7.5	25	416-14.3
Maurice Howard	29	.565	.727	77-2.7	65	388-13.4
Brad Davis	29	.580	.820	95-3.3	134	364-12.6
Tom Roy	29	.606	.686	321-11.1	30	320-11.0
Chris Patton	19	.531	.733	54-2.8	3	90-4.7
John Newsome	23	.487	.778	49-2.1	3	59-2.6
Billy Hahn	22	.561	.546	15-.7	30	58-2.6
John Boyle	18	.333	.400	13-.7	0	8-0.4
Maryland Totals	29	.547	.757	1261-43.5	413	2607-89.9
Opponent Totals	29	.441	.694	999-34.5	355	2163-74.6

### ACC TOURNAMENT

Quarterfinals – lost to NC State, 87-85

### NCAA TOURNAMENT

Midwest Region First Round – defeated Creighton, 83-79  
Midwest Region Semifinal – defeated Notre Dame, 83-71  
Midwest Region Final – lost to Louisville, 96-82

# TEAMS OF TRADITION

## 1979-80

Record: 24-7 H: 16-0 A: 4-4 N: 4-3  
ACC: 11-3, ACC Regular Season champion  
Postseason: NCAA Sweet Sixteen  
Rankings: AP No. 8, UPI No. 8



### TEAM ROSTER

No.	Name	Yr.	Pos.	Ht.	Wt.	Hometown
10	Greg Manning	Jr.	G	6-1	170	Highspire, Pa.
15	Reggie Jackson	So.	G	6-4	210	Philadelphia, Pa.
21	Greg "Dutch" Morley	So.	G	6-2	170	Hyattsville, Md.
22	Mark Fothergill	Fr.	F	6-9	220	Somerset, Ky.
23	David Henderson	Jr.	C	6-9	215	Roanoke, Va.
25	Ernest Graham	Jr.	F	6-7	215	Baltimore, Md.
41	Jon Robinson	Fr.	G	6-4	184	Gastonia, N.C.
42	Herman Veal	Fr.	F	6-6	200	Jackson, Miss.
50	John Bilney	Sr.	C-F	6-8	220	Woodcliff Lake, N.J.
52	Charles "Buck" Williams	So.	C-F	6-8	215	Rocky Mount, N.C.
54	Taylor Baldwin	So.	C	6-10	225	Greenwich, Conn.
55	Albert King	Jr.	F	6-6	190	Brooklyn, N.Y.

Head Coach: Charles "Lefty" Driesell

Assistant Coaches: Tom Abatemarco, John Kochan, Sherman Dillard

### SEASON STATISTICS

Name	GP	FG%	FT%	Reb.-Avg.	Asst.	Pts.-Avg
Albert King	31-31	.553	.821	207-6.7	86	674-21.7
Ernest Graham	31-30	.501	.658	230-7.4	136	483-15.6
Greg Manning	30-29	.643	.908	47-1.6	65	471-15.7
Buck Williams	24-23	.606	.664	242-10.1	27	371-15.5
Reggie Jackson	31-20	.429	.611	65-2.1	88	158-5.1
Taylor Baldwin	31-8	.657	.652	82-2.7	11	122-3.9
Dutch Morley	31-14	.453	.792	51-1.7	124	96-3.1
Mark Fothergill	15-0	.518	.538	20-1.3	1	35-2.3
Jon Robinson	14-0	.333	.750	2-0.1	15	31-2.2
John Bilney	14-1	.450	.462	38-2.7	2	24-1.7
David Henderson	16-0	.600	.500	18-1.1	3	16-1.0
<b>Maryland Totals</b>	<b>31</b>	<b>.551</b>	<b>.724</b>	<b>1089-35.1</b>	<b>558</b>	<b>2481-80.0</b>
<b>Opponent Totals</b>	<b>31</b>	<b>.474</b>	<b>.700</b>	<b>1000-32.3</b>	<b>476</b>	<b>2226-71.8</b>

### ACC TOURNAMENT

Quarterfinals - defeated Georgia Tech, 51-49 (OT)

Semifinals - defeated Clemson, 91-85

Finals - lost to Duke, 73-72

### NCAA TOURNAMENT

East Region First Round - bye

East Region Second Round - defeated Tennessee, 86-75

East Region Semifinal - lost to Georgetown, 74-68

## 1980-81

Record: 21-10 H: 12-3 A: 5-5 N: 4-2  
ACC: 8-6, 4th place, ACC Tournament finalist  
Postseason: NCAA Second Round  
Rankings: AP No. 18, UPI No. 11



### TEAM ROSTER

No.	Name	Yr.	Pos.	Ht.	Wt.	Hometown
10	Greg Manning	Sr.	G	6-1	173	Highspire, Pa.
14	Steve Rivers	Fr.	G	6-3	170	Brockville, N.Y.
15	Reggie Jackson	Jr.	G	6-4	210	Philadelphia, Pa.
21	Greg "Dutch" Morley	Jr.	G	6-2	170	Hyattsville, Md.
22	Mark Fothergill	So.	F	6-9	220	Somerset, Ky.
25	Ernest Graham	Sr.	G-F	6-7	207	Baltimore, Md.
32	Charles Pittman	Jr.	F	6-8	215	Rocky Mount, N.C.
33	Pete Holbert	Fr.	F	6-6	190	Fairfax, Va.
41	Jon Robinson	So.	G	6-4	185	Gastonia, N.C.
42	Herman Veal	Fr.	F	6-6	200	Jackson, Miss.
52	Charles "Buck" Williams	Jr.	C-F	6-8	215	Rocky Mount, N.C.
54	Taylor Baldwin	Jr.	C	6-10	219	Greenwich, Conn.
55	Albert King	Sr.	F	6-6	190	Brooklyn, N.Y.

Head Coach: Charles "Lefty" Driesell

Assistant Coaches: Tom Abatemarco, John Kochan, Sherman Dillard

### SEASON STATISTICS

Name	GP	FG%	FT%	Reb.-Avg.	Asst.	Pts.-Avg
Albert King	31-31	.502	.812	177-5.7	92	559-18.0
Buck Williams	31-31	.647	.637	363-11.7	31	482-15.6
Ernest Graham	31-31	.514	.727	176-5.7	120	448-14.5
Greg Manning	31-31	.558	.821	41-1.3	85	422-13.6
Charles Pittman	31-2	.670	.640	115-3.7	13	158-5.1
Reggie Jackson	31-23	.353	.750	45-1.5	60	93-3.0
Dutch Morley	30-7	.548	.790	40-1.3	84	61-2.0
Steve Rivers	24-0	.404	.917	10-0.4	19	53-2.2
Herman Veal	16-0	.353	.591	31-1.9	4	25-1.6
Pete Holbert	12-0	.240	.667	15-1.3	1	22-1.8
Jon Robinson	9-0	.529	.167	7-0.8	3	19-2.1
Taylor Baldwin	9-0	.667	.750	11-1.2	1	11-1.6
<b>Maryland Totals</b>	<b>31</b>	<b>.532</b>	<b>.720</b>	<b>1095-35.3</b>	<b>503</b>	<b>2353-75.9</b>
<b>Opponent Totals</b>	<b>31</b>	<b>.473</b>	<b>.698</b>	<b>954-30.8</b>	<b>454</b>	<b>2164-69.8</b>

### ACC TOURNAMENT

Quarterfinals - defeated Duke, 56-53

Semifinals - defeated Virginia, 85-62

Finals - lost to North Carolina, 61-60

### NCAA TOURNAMENT

Midwest Region First Round - defeated

Tenn.-Chattanooga, 81-69

Midwest Region Second Round - lost to Indiana, 99-64

## 1982-83

Record: 20-10 H: 14-3 A: 5-4 N: 1-3  
ACC: 8-6, 3rd place (tie)  
Postseason: NCAA Second Round  
Rankings: None



### TEAM ROSTER

No.	Name	Yr.	Pos.	Ht.	Wt.	Hometown
10	Jeff Adkins	So.	G	6-5	185	Martinsville, Va.
11	Chuck Driesell	So.	G	6-2	170	Silver Spring, Md.
12	Jeff Baxter	Fr.	G	6-1	165	Washington, D.C.
14	Steve Rivers	Jr.	G	6-3	175	Uniondale, N.Y.
20	Ed Farmer	Fr.	F	6-8	210	Wilson, N.C.
22	Mark Fothergill	Jr.	F	6-9	220	Somerset, Ky.
24	Adrian Branch	So.	F	6-8	185	Largo, Md.
31	Bryan Palmer	Fr.	F	6-10	205	Susquehannock, Md.
33	Pete Holbert	Jr.	F-G	6-6	190	Annandale, Va.
34	Len Bias	Fr.	F	6-8	195	Landover, Md.
42	Herman Veal	Jr.	F	6-6	220	Jackson, Miss.
52	Greg Stevens	Fr.	C	7-2	260	Stow, Ohio
54	Ben Coleman	Jr.	C-F	6-9	220	Minneapolis, Minn.

Head Coach: Charles "Lefty" Driesell

Assistant Coaches: John Kochan, Sherman Dillard, Mel Cartwright

### SEASON STATISTICS

Name	GP	FG%	FT%	Reb.-Avg.	Asst.	Pts.-Avg
Adrian Branch	29-29	.469	.715	150-5.2	95	541-18.7
Ben Coleman	30-30	.571	.652	242-8.1	32	454-15.1
Jeff Adkins	30-30	.468	.648	80-2.7	121	297-9.9
Len Bias	30-13	.478	.636	125-4.2	22	214-7.1
Mark Fothergill	30-23	.557	.758	112-3.7	19	187-6.2
Herman Veal	26-19	.479	.762	179-6.9	18	176-6.8
Steve Rivers	25-5	.556	.313	21-0.8	22	137-5.5
Jeff Baxter	30-0	.417	.794	20-0.7	33	103-3.4
Ed Farmer	20-1	.408	.636	44-2.2	3	54-2.7
Pete Holbert	20-0	.222	.826	11-0.6	4	33-1.7
Chuck Driesell	17-0	.333	.571	5-0.3	5	21-1.3
Bryan Palmer	12-0	.000	.250	15-1.3	1	2-0.2
<b>Maryland Totals</b>	<b>30</b>	<b>.490</b>	<b>.685</b>	<b>1098-36.6</b>	<b>375</b>	<b>2222-74.1</b>
<b>Opponent Totals</b>	<b>30</b>	<b>.453</b>	<b>.670</b>	<b>1022-34.1</b>	<b>385</b>	<b>2141-71.4</b>

### ACC TOURNAMENT

Quarterfinals - lost to Georgia Tech, 64-58 (OT)

### NCAA TOURNAMENT

Midwest Region First Round - defeated

Tenn.-Chattanooga, 52-51

Midwest Region Second Round - lost to Houston, 60-50



20  
06

MARYLAND

27  
SPORTS

1  
TEAM



# TEAMS OF TRADITION

## 1983-84

Record: 24-8 H: 13-2 A: 6-4 N: 5-2  
ACC: 9-5, 2nd place, ACC Tournament champion  
Postseason: NCAA Sweet Sixteen  
Rankings: AP No. 11, UPI No. 10



### TEAM ROSTER

No.	Name	Yr.	Pos.	Ht.	Wt.	Hometown
3	Keith Gatlin	Fr.	G	6-5	165	Grimesland, N.C.
10	Jeff Adkins	Jr.	G	6-5	185	Martinsville, Va.
11	Chuck Driesell	Jr.	G	6-2	170	Silver Spring, Md.
12	Jeff Baxter	So.	G	6-1	165	Washington, D.C.
14	Steve Rivers	Sr.	G	6-3	170	Uniondale, N.Y.
22	Mark Fothergill	Sr.	F	6-9	220	Somerset, Ky.
24	Adrian Branch	Jr.	F	6-8	185	Largo, Md.
31	Bryan Palmer	So.	C	6-10	205	Glen Rock, Pa.
32	Terry Long	Fr.	F	6-8	240	Glen Allen, Va.
33	Pete Holbert	Sr.	F	6-6	190	Fairfax, Va.
34	Len Bias	So.	F	6-8	195	Landover, Md.
42	Herman Veal	Sr.	F	6-6	200	Jackson, Miss.
54	Ben Coleman	Sr.	C	6-9	220	Minneapolis, Minn.

Head Coach: Charles "Lefty" Driesell  
Assistant Coaches: Sherman Dillard, Mel Cartwright, Ron Bradley

### SEASON STATISTICS

Name	GP	FG%	FT%	Reb.-Avg.	Asst.	Pts.-Avg
Ben Coleman	32-32	.608	.715	269-8.4	53	491-15.3
Len Bias	32-31	.567	.767	145-4.5	48	488-15.2
Adrian Branch	28-25	.479	.752	89-3.1	75	363-13.0
Jeff Adkins	32-31	.538	.673	86-2.7	119	304-9.4
Herman Veal	32-28	.554	.733	213-6.7	57	268-8.4
Keith Gatlin	32-9	.487	.761	52-1.6	148	198-6.2
Mark Fothergill	32-3	.535	.846	64-2.0	12	109-3.4
Terry Long	27-0	.542	.515	52-1.9	10	55-2.0
Jeff Baxter	21-0	.393	.733	8-0.4	46	48-2.3
Chuck Driesell	15-0	.462	.526	8-0.4	5	34-2.3
Pete Holbert	14-0	.421	.833	13-0.9	4	21-1.5
Steve Rivers	6-0	.429	1.000	1-0.2	1	12-2.0
Maryland Totals	32	.539	.725	1078-33.7	548	2391-74.7
Opponent Totals	32	.462	.694	996-31.1	465	2151-67.2

### ACC TOURNAMENT

Quarterfinals – defeated N.C. State, 69-63  
Semifinals – defeated Wake Forest, 66-64  
Finals – defeated Duke, 74-62

### NCAA TOURNAMENT

Midwest Region First Round – bye  
Midwest Region Second Round – defeated West Virginia, 102-77  
Midwest Region Semifinal – lost to Illinois, 72-70

## 1984-85

Record: 25-12 H: 14-2 A: 7-6 N: 4-4  
ACC: 8-6, 4th place (tie)  
Postseason: NCAA Sweet Sixteen  
Rankings: None



### TEAM ROSTER

No.	Name	Yr.	Pos.	Ht.	Wt.	Hometown
3	Keith Gatlin	So.	G	6-5	165	Grimesland, N.C.
10	Jeff Adkins	Sr.	G	6-5	185	Martinsville, Va.
11	Chuck Driesell	Sr.	G	6-2	170	Silver Spring, Md.
12	Jeff Baxter	Jr.	G	6-1	165	Washington, D.C.
22	Walter Lancaster	Fr.	G	6-4	180	Lanham, Md.
24	Adrian Branch	Sr.	G-F	6-8	185	Largo, Md.
31	Bryan Palmer	So.	C	6-10	205	Glen Rock, Pa.
32	Terry Long	So.	C-F	6-8	240	Glen Allen, Va.
33	Derrick Lewis	Fr.	F	6-7	195	Temple Hills, Md.
34	Len Bias	Jr.	F	6-8	195	Landover, Md.
41	Tom Jones	Jr.	F	6-6	205	Oak Hill, W.Va.
50	Ed Woods	Fr.	F	6-7	210	Rockville, Md.

Head Coach: Charles "Lefty" Driesell  
Assistant Coaches: Sherman Dillard, Mel Cartwright, Ron Bradley

### SEASON STATISTICS

Name	GP	FG%	FT%	Reb.-Avg.	Asst.	Pts.-Avg
Len Bias	37-37	.530	.777	251-6.8	65	701-19.0
Adrian Branch	37-37	.510	.762	182-4.9	81	671-18.1
Keith Gatlin	37-35	.514	.862	70-1.8	221	306-8.3
Tom Jones	37-20	.507	.741	155-4.2	37	264-7.1
Derrick Lewis	37-34	.466	.625	241-6.5	33	221-6.0
Jeff Adkins	37-14	.456	.711	78-4.1	68	193-5.2
Jeff Baxter	35-0	.500	.697	26-0.7	46	97-2.8
Terry Long	37-8	.508	.613	69-1.9	14	85-2.3
Chuck Driesell	14-2	.333	.727	8-0.6	3	38-2.7
Bryan Palmer	12-0	.167	.846	10-0.8	4	13-1.1
Walter Lancaster	7-0	.500	.000	1-0.1	3	10-1.4
Ed Woods	5-0	.000	.429	3-0.4	0	3-0.6
Maryland Totals	37	.503	.743	1184-32	575	2602-70.3
Opponent Totals	37	.459	.691	1222-33	510	2404-65.0

### ACC TOURNAMENT

Quarterfinals – lost to Duke, 86-73

### NCAA TOURNAMENT

Southeast Region First Round – defeated Miami-Ohio, 69-68 (OT)  
Southeast Region Second Round – defeated Navy, 64-59  
Southeast Region Semifinal – lost to Villanova, 46-43

## 1985-86

Record: 19-14 H: 10-5 A: 6-7 N: 3-2  
ACC: 6-8, 6th place  
Postseason: NCAA Second Round  
Rankings: None



### TEAM ROSTER

No.	Name	Yr.	Pos.	Ht.	Wt.	Hometown
3	Keith Gatlin	Jr.	G	6-5	165	Grimesland, N.C.
12	Jeff Baxter	Sr.	G	6-1	165	Washington, D.C.
21	John Johnson	Fr.	G	6-4	170	Knoxville, Tenn.
23	Dave Dickerson	Fr.	F	6-6	200	Olar, S.C.
25	Tony Massenburg	Fr.	F	6-8	215	Sussex, Va.
31	Bryan Palmer	Jr.	C	6-10	205	Glen Rock, Pa.
32	Terry Long	Jr.	C-F	6-8	240	Glen Allen, Va.
33	Derrick Lewis	So.	F	6-7	195	Temple Hills, Md.
34	Len Bias	Sr.	F	6-8	195	Landover, Md.
40	David Gregg	Fr.	F	6-9	190	Hyattsville, Md.
41	Tom Jones	Sr.	F	6-6	205	Oak Hill, W.Va.
50	Phil Nevin	Fr.	C	6-11	250	Vandergrift, Pa.
54	Christoph Weisheit	Fr.	C	7-2	210	Cologne, W. Germany

Head Coach: Charles "Lefty" Driesell  
Assistant Coaches: Ron Bradley, Oliver Purnell, Bart Bellairs

### SEASON STATISTICS

Name	GP	FG%	FT%	Reb.-Avg.	Asst.	Pts.-Avg
Len Bias	32-32	.544	.864	224-7.0	33	743-23.2
Keith Gatlin	32-30	.475	.784	86-2.7	204	326-10.2
Jeff Baxter	32-30	.478	.703	62-1.9	101	303-9.5
Tom Jones	33-9	.551	.617	155-4.7	36	267-8.1
Derrick Lewis	33-33	.485	.684	222-6.7	28	261-7.9
John Johnson	31-8	.500	.642	29-0.9	35	181-5.8
Terry Long	28-21	.546	.618	87-3.1	16	91-3.3
Tony Massenburg	29-8	.500	.563	60-2.1	0	83-2.9
Dave Dickerson	15-0	.440	.769	22-1.5	7	32-2.1
David Gregg	15-1	.588	.474	11-0.7	2	29-1.9
Greg Nared	7-0	.375	.000	5-0.7	3	6-0.9
Maryland Totals	33	.510	.729	1030-31.2	465	2322-70.4
Opponent Totals	33	.480	.730	1017-30.8	457	2166-65.6

### ACC TOURNAMENT

Quarterfinals – defeated North Carolina, 85-75  
Semifinals – lost to Georgia Tech, 64-62

### NCAA TOURNAMENT

West Region First Round – defeated Pepperdine, 69-64  
West Region Second Round – lost to UNLV, 70-64

# TEAMS OF TRADITION

## 1987-88

Record: 18-13 H: 8-4 A: 6-7 N: 4-2  
ACC: 6-8, 5th place  
Postseason: NCAA Second Round  
Rankings: None



### TEAM ROSTER

No.	Name	Yr.	Pos.	Ht.	Wt.	Hometown
3	Keith Gatlin	Sr.	G	6-5	170	Grimesland, N.C.
5	Mitch Kasoff	So.	G	6-1	175	Pikesville, Md.
10	Mark Karver	So.	F	6-7	195	Kennington, Md.
11	Teyon McCoy	So.	G	6-1	170	Hammond, Ind.
12	Rudy Archer	Jr.	G	6-1	170	Baltimore, Md.
21	John Johnson	Jr.	G	6-4	170	Knoxville, Tenn.
22	Greg Nared	Jr.	G	6-4	190	Wilmington, Ohio
23	Dave Dickerson	Jr.	F	6-6	200	Olar, S.C.
24	Brian Williams	Fr.	C	6-10	210	Santa Monica, Calif.
25	Tony Massenburg	So.	F-C	6-9	230	Sussex, Va.
30	Rodney Walker	Jr.	F	6-9	250	Baltimore, Md.
33	Derrick Lewis	Sr.	F	6-7	195	Temple Hills, Md.
43	Cedric Lewis	Fr.	F	6-9	200	Temple Hills, Md.
44	Steve Hood	So.	G-F	6-6	190	New Carrollton, Md.

Head Coach: Bob Wade

Assistant Coaches: Ron Bradley, Oliver Purnell, Jeff Adkins

### SEASON STATISTICS

Name	GP	FG%	FT%	Reb.-Avg.	Asst.	Pts.-Avg
Derrick Lewis	31-31	.556	.593	237-7.6	71	466-15.0
Rudy Archer	31-31	.432	.770	75-2.4	172	393-12.7
Brian Williams	29-29	.600	.671	173-6.0	22	363-12.5
Keith Gatlin	21-10	.506	.758	63-3.0	76	257-12.2
Tony Massenburg	23-16	.520	.573	122-5.3	10	233-10.1
Steve Hood	29-12	.482	.741	72-2.5	55	226-7.8
Teyon McCoy	31-8	.486	.871	31-1.0	68	165-5.3
Dave Dickerson	30-6	.472	.724	62-2.1	30	135-4.5
John Johnson	23-0	.444	.700	16-0.7	12	51-2.2
Cedric Lewis	7-2	.313	.308	14-2.0	1	14-2.0
Mark Karver	12-0	.313	.727	9-0.8	10	19-1.6
Rodney Walker	12-0	.417	.333	9-0.8	1	12-1.0
Mitch Kasoff	6-0	.400	.333	0-0.0	0	5-0.8
Greg Nared	14-1	.182	.875	3-0.2	8	11-0.8
Maryland Totals	31	.504	.672	957-30.9	516	2350-75.8
Opponent Totals	31	.482	.715	1010-32.6	488	2227-71.8

### ACC TOURNAMENT

Quarterfinals – defeated Georgia Tech, 84-67  
Semifinals – lost to North Carolina, 74-64

### NCAA TOURNAMENT

Southeast Region First Round – defeated UC Santa Barbara, 92-82  
Southeast Region Second Round – lost to Kentucky, 70-64

## 1993-94

Record: 18-12 H: 10-3 A: 4-6 N: 4-3  
ACC: 8-8, 4th place (tie)  
Postseason: NCAA Sweet Sixteen  
Rankings: USA Today/CNN No. 20



### TEAM ROSTER

No.	Name	Yr.	Pos.	Ht.	Wt.	Hometown
3	Matt Raydo	Fr.	G	5-10	160	Ft. Lauderdale, Fla.
4	Exree Hipp	So.	F	6-8	183	Washington, D.C.
10	Duane Simpkins	So.	G	6-0	173	Ft. Washington, Md.
11	Matt Kovarik	Fr.	G	6-5	179	Greensboro, N.C.
12	Donny Judd	So.	F	6-5	185	Forestville, Md.
15	Johnny Rhodes	So.	G	6-5	205	Washington, D.C.
21	Mario Lucas	So.	F	6-8	230	Memphis, Tenn.
22	Keith Booth	Fr.	F	6-5	220	Baltimore Md.
24	John Walsh	Jr.	F	6-8	221	West Islip, N.Y.
30	Nick Bosnic	Fr.	F-G	6-7	197	Uniontown, Pa.
31	Wayne Bristol	Jr.	G	6-1	178	Beltsville, Md.
32	Joe Smith	Jr.	F-C	6-9	213	Norfolk, Va.
55	Kurtis Shultz	Fr.	F	6-6	235	Randallstown, Md.

Head Coach: Gary Williams

Assistant Coaches: Billy Hahn, Art Perry, Jimmy Patsos

### SEASON STATISTICS

Name	GP	FG%	FT%	Reb.-Avg.	Asst.	Pts.-Avg
Joe Smith	30-30	.522	.734	321-10.7	25	582-19.4
Exree Hipp	30-30	.472	.688	120-4.0	76	397-13.2
Johnny Rhodes	30-29	.419	.623	203-6.8	122	374-12.5
Duane Simpkins	30-30	.485	.784	77-2.6	136	355-11.8
Keith Booth	30-30	.454	.584	183-6.1	65	324-10.8
Mario Lucas	30-0	.391	.585	107-3.6	11	163-5.4
Nick Bosnic	28-0	.413	.706	41-1.5	24	82-2.9
Donny Judd	8-0	.417	.667	6-0.8	0	16-2.0
Matt Kovarik	29-1	.421	.792	33-1.1	31	53-1.8
Wayne Bristol	22-0	.379	.632	17-0.8	6	38-1.7
Kurtis Shultz	19-0	.294	.333	11-0.6	4	12-0.6
Matt Raydo	9-0	.000	.429	3-0.3	2	3-0.3
Maryland Totals	30	.457	.682	1193-39.8	502	2399-80.0
Opponent Totals	30	.432	.640	1148-38.3	448	2197-73.2

### ACC TOURNAMENT

Quarterfinals – lost to Virginia, 69-63

### NCAA TOURNAMENT

Midwest Region First Round – defeated St. Louis, 74-67  
Midwest Region Second Round – defeated Massachusetts, 95-87  
Midwest Region Semifinal – lost to Michigan, 78-71

## 1994-95

Record: 26-8 H: 16-0 A: 4-4 N: 6-4  
ACC: 12-4, ACC Regular Season co-champion  
Postseason: NCAA Sweet Sixteen  
Rankings: AP No. 10, USA Today/CNN No. 11



### TEAM ROSTER

No.	Name	Yr.	Pos.	Ht.	Wt.	Hometown
3	Matt Raydo	So.	G	5-10	160	Ft. Lauderdale, Fla.
4	Exree Hipp	Jr.	F	6-8	205	Washington, D.C.
10	Duane Simpkins	Jr.	G	6-0	172	Ft. Washington, Md.
11	Matt Kovarik	So.	G	6-5	185	Greensboro, N.C.
12	Donny Judd	Sr.	F	6-5	185	Forestville, Md.
13	Sarunas Jasikevicius	Fr.	G	6-4	202	Kaunas, Lithuania
15	Johnny Rhodes	Jr.	G	6-4	205	Washington, D.C.
21	Mario Lucas	Jr.	F	6-8	233	Memphis, Tenn.
22	Keith Booth	So.	F	6-5	225	Baltimore Md.
25	Rodney Elliot	Fr.	F	6-8	207	Baltimore Md.
31	Wayne Bristol	Sr.	G	6-1	185	Beltsville, Md.
32	Joe Smith	So.	F-C	6-10	221	Norfolk, Va.
55	Kurtis Shultz	Sr.	F	6-5	235	Randallstown, Md.

Head Coach: Gary Williams

Assistant Coaches: Billy Hahn, Art Perry, Jimmy Patsos

### SEASON STATISTICS

Name	GP	FG%	FT%	Reb.-Avg.	Asst.	Pts.-Avg
Joe Smith	34-34	.578	.741	362-10.7	40	708-20.8
Johnny Rhodes	34-34	.525	.694	179-5.3	126	475-14.0
Exree Hipp	34-34	.514	.656	141-4.2	109	461-13.6
Keith Booth	34-34	.455	.695	247-7.3	76	369-10.9
Duane Simpkins	34-33	.445	.841	72-2.1	162	358-10.5
Mario Lucas	34-0	.420	.577	125-3.7	23	241-7.1
Wayne Bristol	34-0	.465	.636	40-1.2	31	133-3.9
Sarunas Jasikevicius	29-0	.446	.810	19-0.7	22	89-3.1
Donny Judd	10-0	.455	.556	5-0.5	3	16-1.6
Kurtis Shultz	12-0	.636	1.00	11-0.9	1	19-1.6
Rodney Elliott	30-0	.500	.519	46-1.5	13	43-1.4
Matt Raydo	12-0	.445	.800	6-0.5	8	12-1.0
Matt Kovarik	31-1	.313	.647	27-0.9	27	22-0.7
Maryland Totals	34	.498	.706	1367-40.2	641	2946-86.7
Opponent Totals	34	.440	.656	1142-33.6	511	2514-73.9

### ACC TOURNAMENT

Quarterfinals – defeated Florida State, 71-64  
Semifinals – lost to North Carolina, 97-92 (OT)

### NCAA TOURNAMENT

West Region First Round – defeated Gonzaga, 87-63  
West Region Second Round – defeated Texas, 82-68  
West Region Semifinal – lost to Connecticut, 99-89



20  
06

MARYLAND

27  
SPORTS

1  
TEAM



# TEAMS OF TRADITION

## 1995-96

Record: 17-13 H: 11-3 A: 3-5 N: 3-5  
ACC: 8-8, 4th place (tie)  
Postseason: NCAA First Round  
Rankings: None



### TEAM ROSTER

No.	Name	Yr.	Pos.	Ht.	Wt.	Hometown
3	Laron Profit	Fr.	F-G	6-5	189	Charleston, S.C.
4	Exree Hipp	Sr.	F	6-8	224	Washington, D.C.
5	Matt Raydo	Jr.	G	5-10	153	Ft. Lauderdale, Fla.
10	Duane Simpkins	Sr.	G	6-0	172	Ft. Washington, Md.
11	Matt Kovarik	Jr.	G	6-4	201	Greensboro, N.C.
12	Terrell Stokes	Fr.	G	6-0	172	Philadelphia, Pa.
13	Sarunas Jasikevicius	So.	G	6-4	195	Kaunas, Lithuania
14	Norman Fields	Fr.	G	6-0	173	Mt. Vernon, N.Y.
15	Johnny Rhodes	Sr.	G	6-4	212	Washington, D.C.
21	Mario Lucas	Sr.	F	6-8	241	Memphis, Tenn.
22	Keith Booth	Jr.	F	6-6	222	Baltimore Md.
25	Rodney Elliot	So.	F	6-8	213	Baltimore Md.
45	Brian Watkins	So.	F	6-9	216	Nashville, Tenn.
54	Obinna Ekezie	Fr.	F-C	6-9	260	Port Harcourt, Nigeria

Head Coach: Gary Williams

Assistant Coaches: Billy Hahn, Art Perry, Jimmy Patsos

### SEASON STATISTICS

Name	GP	FG%	FT%	Reb.-Avg.	Asst.	Pts.-Avg
Johnny Rhodes	30-30	.478	.569	177-5.9	98	502-16.7
Keith Booth	30-30	.442	.757	233-7.8	73	459-15.3
Duane Simpkins	27-27	.458	.845	65-2.4	118	328-12.2
Mario Lucas	29-6	.427	.628	151-5.2	8	305-10.5
Exree Hipp	29-27	.368	.661	89-3.1	54	198-6.8
Laron Profit	27-0	.482	.756	74-2.7	32	154-5.7
Rodney Elliott	29-6	.500	.692	91-3.1	11	142-4.9
Obinna Ekezie	30-18	.472	.550	111-3.7	10	135-4.5
Sarunas Jasikevicius	27-2	.427	.500	32-1.2	33	106-3.9
Terrell Stokes	30-4	.470	.635	40-1.3	85	100-3.3
Matt Raydo	8-0	.250	.500	0-0.0	3	4-0.5
Norman Fields	10-0	.286	.000	4-0.4	1	5-0.5
Matt Kovarik	5-0	.000	.500	2-0.4	3	2-0.4
Maryland Totals	30	.449	.683	1158-38.6	529	2440-81.3
Opponent Totals	30	.451	.729	1114-37.1	429	2288-76.3

### ACC TOURNAMENT

Quarterfinals – defeated Duke, 82-69  
Semifinals – lost to Georgia Tech, 84-79

### NCAA TOURNAMENT

West Region First Round – lost to Santa Clara, 91-79

## 1996-97

Record: 21-11 H: 11-3 A: 5-4 N: 5-4  
ACC: 9-7, 4th place (tie)  
Postseason: NCAA First Round  
Rankings: AP No. 22



### TEAM ROSTER

No.	Name	Yr.	Pos.	Ht.	Wt.	Hometown
3	Laron Profit	So.	F-G	6-5	189	Charleston, S.C.
4	Atman Smith	Fr.	G	5-10	160	Baltimore, Md.
5	Matt Raydo	Sr.	G	5-10	152	Ft. Lauderdale, Fla.
10	Kelly Hite	Fr.	G	6-4	190	Temple Terrace, Fla.
11	Matt Kovarik	Jr.	G	6-4	201	Greensboro, N.C.
12	Terrell Stokes	So.	G	6-0	171	Philadelphia, Pa.
13	Sarunas Jasikevicius	Jr.	G	6-4	195	Kaunas, Lithuania
14	Norman Fields	So.	G	6-0	173	Mt. Vernon, N.Y.
20	Matt Hahn	Fr.	G	6-0	155	Columbia, Md.
22	Keith Booth	Sr.	F	6-6	222	Baltimore Md.
25	Rodney Elliot	Jr.	F	6-8	213	Baltimore Md.
45	Brian Watkins	So.	F	6-9	216	Nashville, Tenn.
54	Obinna Ekezie	So.	F-C	6-9	260	Port Harcourt, Nigeria
55	Mike Mardesich	Fr.	C	7-0	220	Boston, Mass.

Head Coach: Gary Williams

Assistant Coaches: Billy Hahn, Dave Dickerson, Jimmy Patsos

### SEASON STATISTICS

Name	GP	FG%	FT%	Reb.-Avg.	Asst.	Pts.-Avg
Keith Booth	32-32	.469	.717	253-7.9	82	624-19.5
Laron Profit	32-30	.475	.626	171-5.3	78	412-12.9
Sarunas Jasikevicius	32-32	.418	.742	80-2.5	102	338-10.6
Obinna Ekezie	32-32	.550	.639	212-6.6	22	322-10.1
Rodney Elliott	32-2	.483	.728	197-6.2	42	275-8.6
Terrell Stokes	32-31	.427	.645	88-2.8	143	263-8.2
Brian Watkins	25-0	.445	.647	54-2.2	2	70-8.2
Matt Kovarik	32-1	.431	.679	58-1.8	41	64-2.0
Norman Fields	8-0	.400	.833	8-1.0	1	14-1.8
Atman Smith	4-0	.429	.000	3-0.8	0	6-1.5
Matt Hahn	4-0	.500	.667	1-0.3	1	4-1.0
Kelly Hite	11-0	.250	.500	11-1.0	0	10-0.9
Matt Raydo	9-0	.200	.333	3-0.3	4	4-0.5
Maryland Totals	32	.465	.681	1226-38.3	518	2406-75.2
Opponent Totals	32	.405	.668	1092-34.1	425	2136-66.8

### ACC TOURNAMENT

Quarterfinals – defeated Clemson, 76-61  
Semifinals – lost to NC State, 65-58

### NCAA TOURNAMENT

Southeast Region First Round – lost to College of Charleston, 75-66

## 1997-98

Record: 21-11 H: 12-2 A: 3-5 N: 6-4  
ACC: 10-6, 3rd place  
Postseason: NCAA Sweet Sixteen  
Rankings: AP No. 20, USA Today/NABC No. 22



### TEAM ROSTER

No.	Name	Yr.	Pos.	Ht.	Wt.	Hometown
3	Laron Profit	Jr.	F-G	6-5	194	Charleston, S.C.
4	Atman Smith	So.	G	6-0	170	Baltimore, Md.
11	Matt Kovarik	Sr.	G	6-4	196	Greensboro, N.C.
12	Terrell Stokes	Jr.	G	6-0	189	Philadelphia, Pa.
13	Sarunas Jasikevicius	Sr.	G	6-4	197	Kaunas, Lithuania
20	Matt Hahn	So.	G	6-0	155	Columbia, Md.
21	LaRon Cephas	Fr.	F	6-7	220	Wilmington, Del.
25	Rodney Elliot	Sr.	F	6-8	221	Baltimore Md.
31	Norman Fields	Jr.	G	6-0	183	Mt. Vernon, N.Y.
33	Mike Mardesich	Fr.	C-F	7-0	250	Boston, Mass.
44	Terence Morris	Fr.	F	6-8	199	Frederick, Md.
45	Brian Watkins	Jr.	F	6-9	220	Nashville, Tenn.
54	Obinna Ekezie	Jr.	F-C	6-10	256	Port Harcourt, Nigeria

Head Coach: Gary Williams

Assistant Coaches: Billy Hahn, Dave Dickerson, Jimmy Patsos

### SEASON STATISTICS

Name	GP	FG%	FT%	Reb.-Avg.	Asst.	Pts.-Avg
Laron Profit	32-32	.447	.707	165-5.2	104	506-15.8
Rodney Elliott	32-32	.485	.686	236-7.4	51	481-15.0
Obinna Ekezie	32-32	.484	.670	207-6.5	51	410-12.8
Sarunas Jasikevicius	32-32	.456	.759	104-3.3	116	396-12.4
Terence Morris	32-0	.523	.695	113-3.5	25	236-7.4
Mike Mardesich	32-0	.424	.622	138-4.3	26	172-5.4
Terrell Stokes	32-25	.415	.667	82-2.6	149	172-5.4
Matt Kovarik	32-7	.484	.429	53-1.7	64	76-2.4
Brian Watkins	9-0	.500	.600	15-1.7	3	19-2.1
Norman Fields	12-0	.526	.000	11-0.9	4	23-1.9
Matt Hahn	11-0	.250	.750	0-0.0	4	11-1.0
Atman Smith	11-0	.400	.500	8-0.7	4	11-1.0
LaRon Cephas	21-0	.143	.250	30-1.4	1	7-0.3
Maryland Totals	32	.461	.678	1271-39.7	602	2520-78.8
Opponent Totals	32	.408	.660	1209-37.8	421	2306-72.1

### ACC TOURNAMENT

Quarterfinals – defeated Georgia Tech, 83-65  
Semifinals – lost to North Carolina, 83-73 (OT)

### NCAA TOURNAMENT

West Region First Round – defeated Utah State, 82-68  
West Region Second Round – defeated Illinois, 67-61  
West Region Semifinal – lost to Arizona, 87-79

# TEAMS OF TRADITION

## 1998-99

Record: 28-6 H: 13-1 A: 7-3 N: 8-2  
ACC: 13-3, 2nd place  
Postseason: NCAA Sweet Sixteen  
Rankings: AP No. 5, USA Today/NABC No. 8



### TEAM ROSTER

No.	Name	Yr.	Pos.	Ht.	Wt.	Hometown
3	Laron Profit	Sr.	F-G	6-5	202	Charleston, S.C.
5	Juan Dixon	Fr.	G	6-3	152	Baltimore, Md.
12	Terrell Stokes	Sr.	G	6-0	187	Philadelphia, Pa.
15	Danny Miller	Fr.	G	6-8	205	Mt. Holly, N.J.
20	Matt Hahn	Jr.	G	6-0	162	Columbia, Md.
21	LaRon Cephas	So.	F	6-7	223	Wilmington, Del.
23	Steve Francis	Jr.	G	6-3	194	Takoma Park, Md.
31	Norman Fields	Sr.	G	6-0	185	Mt. Vernon, N.Y.
33	Mike Mardesich	So.	C-F	7-0	255	Boston, Mass.
35	Lonny Baxter	Fr.	F	6-8	225	Silver Spring, Md.
44	Terence Morris	So.	F	6-9	205	Frederick, Md.
45	Brian Watkins	Sr.	F	6-9	229	Nashville, Tenn.
54	Obinna Ekezie	Sr.	F-C	6-10	262	Port Harcourt, Nigeria

Head Coach: Gary Williams

Assistant Coaches: Billy Hahn, Dave Dickerson, Jimmy Patsos

### SEASON STATISTICS

Name	GP	FG%	FT%	Reb.-Avg.	Asst.	Pts.-Avg
Steve Francis	34-33	.523	.790	154-4.5	152	579-17.0
Terence Morris	34-34	.551	.825	242-7.1	67	521-15.3
Laron Profit	34-34	.503	.676	162-4.8	86	494-14.5
Obinna Ekezie	24-23	.488	.693	141-5.9	55	305-12.7
Juan Dixon	34-0	.443	.830	88-2.6	50	250-7.4
Lonny Baxter	32-10	.599	.573	116-3.6	29	217-6.8
Danny Miller	34-0	.482	.532	72-2.1	38	144-4.2
Terrell Stokes	34-34	.421	.667	94-2.8	76	143-4.2
Mike Mardesich	34-0	.350	.528	117-3.4	34	115-3.4
Brian Watkins	19-1	.488	.500	34-1.8	11	50-2.6
LaRon Cephas	15-0	.445	.500	5-0.3	1	21-1.4
Norman Fields	22-1	.286	.778	21-1.0	10	24-1.1
Matt Hahn	14-0	.750	.445	6-0.4	8	10-0.7
Maryland Totals	34	.495	.701	1343-39.5	567	2873-84.5
Opponent Totals	34	.388	.658	1209-35.6	735	2259-66.4

### ACC TOURNAMENT

Quarterfinals – defeated Florida State, 93-69

Semifinals – lost to North Carolina, 86-79

### NCAA TOURNAMENT

South Region First Round – defeated Valparaiso, 82-60

South Region Second Round – defeated Creighton, 76-63

South Region Semifinal – lost to St. John's, 76-63

## 1999-00

Record: 25-10 H: 15-1 A: 4-5 N: 6-4  
ACC: 11-5, 2nd place, ACC Tournament finalist  
Postseason: NCAA Second Round  
Rankings: AP No. 17, USA Today/ESPN No. 25



### TEAM ROSTER

No.	Name	Yr.	Pos.	Ht.	Wt.	Hometown
3	Juan Dixon	So.	G	6-3	152	Baltimore, Md.
4	Earl Badu	So.	G	6-0	167	Baltimore, Md.
11	Calvin McCall	Fr.	G	6-3	200	Orlando, Fla.
12	Drew Nicholas	Fr.	G	6-3	165	Hempstead, N.Y.
15	Danny Miller	So.	G	6-8	205	Mt. Holly, N.J.
20	Matt Hahn	Sr.	G	6-0	162	Columbia, Md.
21	LaRon Cephas	Jr.	F	6-7	223	Wilmington, Del.
25	Steve Blake	Fr.	G	6-3	175	Miami Lakes, Fla.
31	Byron Mouton	Jr.	G-F	6-6	215	Rayne, La.
33	Mike Mardesich	Jr.	C-F	7-0	255	Boston, Mass.
35	Lonny Baxter	So.	F-C	6-8	250	Silver Spring, Md.
44	Terence Morris	Jr.	F	6-9	205	Frederick, Md.
45	Tahj Holden	Fr.	F	6-10	235	Red Bank, N.J.

Head Coach: Gary Williams

Assistant Coaches: Billy Hahn, Dave Dickerson, Jimmy Patsos

### SEASON STATISTICS

Name	GP	FG%	FT%	Reb.-Avg.	Asst.	Pts.-Avg
Juan Dixon	35-35	.462	.790	192-5.5	127	630-18.0
Terence Morris	34-34	.493	.761	293-8.6	80	537-15.8
Lonny Baxter	35-35	.533	.594	308-8.8	31	547-15.6
Danny Miller	34-34	.449	.654	99-2.9	92	290-8.5
Steve Blake	35-33	.408	.686	106-3.0	217	244-7.0
Drew Nicholas	35-0	.421	.621	38-1.1	50	177-5.1
Tahj Holden	35-3	.432	.672	69-2.0	34	116-3.3
Mike Mardesich	35-0	.426	.625	100-2.9	19	95-2.7
LaRon Cephas	14-0	.391	.429	19-1.4	0	21-1.5
Calvin McCall	13-0	.227	.571	10-0.8	11	14-1.1
Matt Hahn	13-1	.286	.667	3-0.2	6	12-0.9
Earl Badu	4-0	.000	.000	1-0.3	0	0-0.0
Maryland Totals	35	.465	.685	1354-38.7	667	2683-76.7
Opponent Totals	35	.402	.681	1296-37.0	491	2386-68.2

### ACC TOURNAMENT

Quarterfinals – defeated Florida State, 82-61

Semifinals – defeated NC State, 64-61

Finals – lost to Duke, 81-68

### NCAA TOURNAMENT

Midwest Region First Round – defeated Iona, 74-59

Midwest Region Second Round – lost to UCLA, 105-70

## 2000-01

Record: 25-11 H: 11-3 A: 6-3 N: 8-5  
ACC: 10-6, 3rd place  
Postseason: NCAA Final Four  
Rankings: AP No. 11, USA Today/ESPN No. 4



### TEAM ROSTER

No.	Name	Yr.	Pos.	Ht.	Wt.	Hometown
1	Byron Mouton	Jr.	G-F	6-6	215	Rayne, La.
3	Juan Dixon	Jr.	G	6-3	164	Baltimore, Md.
4	Earl Badu	Jr.	G	6-0	160	Baltimore, Md.
11	Calvin McCall	So.	G	6-3	200	Orlando, Fla.
12	Drew Nicholas	So.	G	6-3	160	Hempstead, N.Y.
15	Danny Miller	Jr.	G-F	6-8	220	Mt. Holly, N.J.
21	LaRon Cephas	Sr.	F	6-7	217	Wilmington, Del.
25	Steve Blake	So.	G	6-3	160	Miami Lakes, Fla.
33	Mike Mardesich	Sr.	C	7-0	244	Boston, Mass.
35	Lonny Baxter	Jr.	F-C	6-8	260	Silver Spring, Md.
40	Matt Staninka	Fr.	C	7-4	257	Olney, Md.
44	Terence Morris	Sr.	F	6-9	221	Frederick, Md.
45	Tahj Holden	So.	F	6-10	227	Red Bank, N.J.
54	Chris Wilcox	Fr.	F-C	6-10	210	Whiteville, N.C.

Head Coach: Gary Williams

Assistant Coaches: Billy Hahn, Dave Dickerson, Jimmy Patsos

### SEASON STATISTICS

Name	GP	FG%	FT%	Reb.-Avg.	Asst.	Pts.-Avg
Juan Dixon	36-36	.483	.865	153-4.3	93	654-18.2
Lonny Baxter	36-35	.566	.592	286-7.9	19	561-15.6
Terence Morris	36-36	.432	.795	277-7.7	68	439-12.2
Byron Mouton	36-30	.508	.779	145-4.0	44	344-9.6
Steve Blake	36-36	.399	.714	108-3.0	248	248-6.9
Drew Nicholas	36-0	.494	.702	56-1.6	86	237-6.9
Danny Miller	36-4	.432	.556	95-2.6	77	174-4.8
Tahj Holden	27-0	.494	.608	61-2.3	15	121-4.5
Mike Mardesich	36-1	.473	.533	92-2.6	16	130-3.6
Chris Wilcox	34-1	.580	.606	73-2.1	16	122-3.6
LaRon Cephas	14-1	.526	.429	15-1.1	1	24-1.7
Calvin McCall	11-0	.308	.600	7-0.6	8	13-1.2
Earl Badu	2-0	.000	.000	0-0.0	1	0-0.0
Maryland Totals	36	.484	.696	1478-41.1	692	3067-85.2
Opponent Totals	36	.404	.708	1299-36.1	444	2605-72.4

### ACC TOURNAMENT

Quarterfinals – defeated Wake Forest, 71-53

Semifinals – lost to Duke, 84-82

### NCAA TOURNAMENT

West Region First Round – defeated George Mason, 83-80

West Region Second Round – defeated Georgia State, 79-60

West Region Semifinals – defeated Georgetown, 76-66

West Region Finals – defeated Stanford, 87-73

National Semifinals – lost to Duke, 95-84



20  
06

MARYLAND

27  
SPORTS

1  
TEAM

FEAR THE TURTLE!

# TEAMS OF TRADITION

## 2001-02 NATIONAL CHAMPIONS

Record: 32-4 H: 15-0 A: 7-2 N: 8-5  
ACC: 15-1, Regular Season Champion  
Postseason: NCAA Champion, NCAA East Region #1 Seed  
Rankings: AP No. 4, USA Today/ESPN No. 1



### TEAM ROSTER

No.	Name	Yr.	Pos.	Ht.	Wt.	Hometown
1	Byron Mouton	Sr.	G/F	6-6	215	Rayne, La.
3	Juan Dixon	Sr.	G	6-3	164	Baltimore, Md.
4	Earl Badu	Sr.	G	6-0	160	Baltimore, Md.
5	Calvin McCall	Jr.	G	6-3	200	Orlando, Fla.
10	Andre Collins	Fr.	G	5-9	180	Crisfield, Md.
12	Drew Nicholas	Jr.	G	6-3	160	Hempstead, N.Y.
21	Mike Grinnon	Fr.	F	6-6	195	Huntington, N.Y.
25	Steve Blake	Jr.	G	6-3	160	Miami Lakes, Fla.
33	Ryan Randle	Jr.	F	6-9	245	Duncanville, Texas
35	Lonny Baxter	Sr.	F/C	6-8	260	Silver Spring, Md.
45	Tahj Holden	Jr.	F	6-10	247	Red Bank, N.J.
54	Chris Wilcox	So.	F/C	6-10	220	Whiteville, N.C.

Head Coach: Gary Williams  
Assistant Coaches: Dave Dickerson, Jimmy Patsos, Matt Kovarik  
Director of Basketball Operations: Troy Wainwright  
Trainer: J.J. Bush  
Strength & Conditioning Coach: Kurtis Shultz

### SEASON STATISTICS

Name	GP	FG%	FT%	Reb.-Avg.	Asst.	Pts.-Avg.
Juan Dixon	36-36	.469	.898	166-4.6	104	735-20.4
Lonny Baxter	35-35	.545	.623	288-8.2	28	533-15.2
Chris Wilcox	36-26	.504	.585	257-7.1	53	432-12.0
Byron Mouton	36-35	.469	.767	180-5.0	74	401-11.1
Steve Blake	36-36	.382	.824	137-3.8	286	287-8.0
Drew Nicholas	36-1	.477	.803	81-2.3	88	255-7.1
Tahj Holden	36-11	.453	.836	96-2.7	42	202-5.6
Ryan Randle	34-0	.524	.563	106-3.1	5	129-3.8
Andre Collins	22-0	.667	.778	12-0.5	19	48-2.2
Calvin McCall	19-0	.526	.500	15-0.8	2	27-1.4
Mike Grinnon	16-0	.286	1.000	5-0.3	4	7-0.4
Earl Badu	12-0	.500	.000	3-0.3	9	4-0.3
Maryland Totals	36	.482	.726	1479-41.1	714	3060-85.0
Opponent Totals	36	.399	.681	1347-37.4	489	2552-70.9

### ACC TOURNAMENT

Quarterfinals — defeated Florida State, 85-59  
Semifinals — lost to NC State, 86-82

### NCAA TOURNAMENT

East Region First Round — defeated Siena, 85-70  
East Region Second Round — defeated Wisconsin, 87-57  
East Region Semifinal — defeated Kentucky, 78-68  
East Region Final — defeated Connecticut, 90-82  
National Semifinal — defeated Kansas, 97-88  
National Championship — defeated Indiana, 64-52

## 2002-03

Record: 21-10 H: 14-2 A: 4-4 N: 3-4  
ACC: 11-5, T-2nd place  
Postseason: NCAA Sweet Sixteen  
Rankings: AP No. 17, USA Today/ESPN No. 10



### TEAM ROSTER

No.	Name	Yr.	Pos.	Ht.	Wt.	Hometown
1	Jamar Smith	Jr.	F/C	6-9	239	Sicklerville, N.J.
2	Andre Collins	So.	G	5-9	160	Crisfield, Md.
4	Travis Garrison	So.	F/C	6-8	234	Suitland, Md.
5	Calvin McCall	Sr.	G	6-3	210	Orlando, Fla.
11	John Gilchrist	Fr.	G	6-3	190	Virginia Beach, Va.
12	Drew Nicholas	Sr.	G	6-3	165	Hempstead, N.Y.
13	Chris McCray	Fr.	G	6-4	166	Capital Heights, Md.
20	Darien Henry	So.	F	6-6	202	Roxbury, N.J.
21	Mike Grinnon	So.	F	6-6	198	Huntington, N.Y.
22	Nik Caner-Medley	Fr.	F	6-8	220	Portland, Maine
25	Steve Blake	Sr.	G	6-3	172	Miami Lakes, Fla.
33	Ryan Randle	Sr.	F/C	6-9	245	Duncanville, Texas
45	Tahj Holden	Sr.	F/C	6-10	270	Red Bank, N.J.

Head Coach: Gary Williams  
Assistant Coaches: Dave Dickerson, Jimmy Patsos, Matt Kovarik

### SEASON STATISTICS

Name	GP	FG%	FT%	Reb.-Avg.	Asst.	Pts.-Avg.
Drew Nicholas	31-31	.440	.852	119-3.8	83	552-17.8
Ryan Randle	31-31	.496	.611	224-7.2	26	395-12.7
Steve Blake	31-31	.415	.819	114-3.7	221	360-11.6
Tahj Holden	30-25	.407	.711	132-4.4	53	260-8.7
Nik Caner-Medley	31-18	.536	.581	110-3.5	30	260-8.7
Jamar Smith	30-0	.481	.545	118-3.9	9	176-5.9
Calvin McCall	29-13	.465	.733	98-3.4	44	140-4.8
John Gilchrist	31-0	.588	.688	65-2.1	52	142-4.6
Travis Garrison	30-6	.469	.684	93-3.1	15	119-4.0
Chris McCray	24-0	.431	.652	38-1.6	18	75-3.1
Andre Collins	19-0	.516	.500	7-0.4	17	41-2.2
Mike Grinnon	11-0	.455	.667	10-0.9	3	18-1.6
Darien Henry	9-0	.500	.500	8-0.9	2	11-1.2
Maryland Totals	31	.464	.713	1241-40.0	573	2472-79.7
Opponent Totals	31	.378	.700	1156-37.3	399	2069-66.7

### ACC TOURNAMENT

Quarterfinals — lost to North Carolina, 84-72

### NCAA TOURNAMENT

South Region First Round — defeated UNC Wilmington, 75-73  
South Region Second Round — defeated Xavier, 77-64  
South Region Semifinals — lost to Michigan State, 60-58

## 2003-04

Record: 20-12 H: 12-4 A: 4-5 N: 4-3  
ACC: 7-9, 6th place, ACC Tournament champion  
Postseason: NCAA Second Round  
Rankings: AP No. 19, USA Today/ESPN No. 24



### TEAM ROSTER

No.	Name	Yr.	Pos.	Ht.	Wt.	Hometown
1	Jamar Smith	Sr.	F/C	6-9	239	Sicklerville, N.J.
4	Travis Garrison	So.	F	6-8	236	Suitland, Md.
5	D.J. Strawberry	Fr.	G	6-5	183	Corona, Calif.
11	John Gilchrist	So.	G	6-3	199	Virginia Beach, Va.
13	Chris McCray	So.	G	6-5	180	Capitol Heights, Md.
20	Darien Henry	Jr.	F	6-6	204	Roxbury, N.J.
21	Mike Grinnon	Jr.	F	6-6	211	Huntington, N.Y.
22	Nik Caner-Medley	So.	F	6-8	233	Portland, Maine
23	Mike Jones	Fr.	G	6-5	196	Roxchester, Mass.
25	Ekene Ibekwe	Fr.	F	6-9	211	Carson, Calif.
31	Will Bowers	Fr.	C	7-1	245	Hanover, Md.
44	Hassan Fofana	Fr.	F/C	6-10	290	Weston, Mass.

Head Coach: Gary Williams  
Assistant Coaches: Dave Dickerson, Jimmy Patsos, Matt Kovarik

### SEASON STATISTICS

Name	GP	FG%	FT%	Reb.-Avg.	Asst.	Pts.-Avg.
John Gilchrist	32-30	.474	.702	144-4.5	159	492-15.4
Jamar Smith	32-32	.421	.472	283-8.8	39	418-13.1
Nik Caner-Medley	32-32	.433	.657	151-4.7	55	389-12.2
Chris McCray	32-30	.444	.822	122-3.8	90	352-11.0
Travis Garrison	32-25	.414	.729	165-5.2	21	251-7.8
D.J. Strawberry	31-3	.489	.526	87-2.8	41	192-6.2
Ekene Ibekwe	32-7	.504	.516	124-3.9	10	157-4.9
Mike Jones	30-0	.391	.761	56-1.9	15	146-4.9
Hassan Fofana	28-0	.326	.440	47-1.7	2	39-1.4
Will Bowers	19-0	.308	.615	22-1.2	4	16-0.8
Andre Collins	6-1	.467	.000	7-1.2	10	15-2.5
Mike Grinnon	11-0	.333	.667	11-1.0	5	6-0.5
Darien Henry	9-0	.500	.000	2-0.2	0	4-0.4
Maryland Totals	32	.441	.631	1322-41.3	451	2477-77.4
Opponent Totals	32	.405	.720	1233-38.5	409	2308-72.1

### ACC TOURNAMENT

Quarterfinals — defeated Wake Forest, 87-86  
Semifinals — defeated NC State, 85-82  
Championship — defeated Duke, 95-87 (OT)

### NCAA TOURNAMENT

Denver Region First Round — defeated UTEP, 86-83  
Denver Region Second Round — lost to Syracuse, 72-70

# HONORED JERSEYS


Maryland athletics honors the jersey numbers of 15 Terrapin greats. Along with the coach of the 2002 national champions, each is honored with a banner hung from the rafters of Comcast Center.

**BOSEY  
BERGER**  
ALL-AMERICA  
1931 • 1932



**6**

**6-2, FORWARD  
FORT MYER, VA.  
PLAYED: 1929-32**



Louis "Bosey" Berger was regarded as one of the greatest athletes in the history of Maryland athletics ... a two-time All-America selection and a consensus pick in 1932... his selection is considered a great feat because Maryland was an agricultural school at the time and not among the athletic giants ... considered one of the best all-around players of his time ... led Maryland to the 1931 Southern Conference championship, averaging a conference-high 19.1 points over the nine-game conference season ... also played baseball and signed a professional contract with the Cleveland Indians upon graduation ... played in the major leagues for six years, with the Cleveland Indians, Chicago White Sox and Boston Red Sox ... left baseball with a .236 lifetime average.

**GENE  
SHUE**  
ALL-AMERICA  
1953 • 1954



**25**

**6-2, FORWARD  
BALTIMORE, MD.  
PLAYED: 1952-54**



Terps' first high profile basketball star ... earned Converse and Helms Foundation All-America honors as a senior, while averaging 21.8 points a game ... scored 654 points in 1953 ... scored 40 points against Wake Forest in the 1953 Southern Conference tournament and selected as the tournament MVP ... school record-holder in career scoring until 1974 ... was the third overall player selected in the 1954 NBA Draft by the Philadelphia Warriors ... was All-Pro twice and a five-time NBA All-Star during his 10-year NBA career with the Warriors, New York Knickerbockers, Ft. Wayne/Detroit Pistons and Baltimore Bullets ... enjoyed a successful career as a head coach in the NBA with the Washington Bullets, Philadelphia 76ers, San Diego and Los Angeles Clippers ... was twice named as the NBA Coach of the Year ... was general manager of the Philadelphia 76ers.

**SHUE'S CAREER STATISTICS**

YEAR	GP	FGM-FGA	PCT.	FTM-FTA	PCT.	AST	REB	PTS-Avg.
1951-52	21	—	—	—	—	—	—	224-10.6
1952-53	23	176-375	.469	156-223	.700	—	—	508-22.1
1953-54	30	237-469	.505	180-228	.789	—	—	654-21.8
<b>Career</b>	<b>74</b>	<b>—</b>	<b>—</b>	<b>—</b>	<b>—</b>	<b>—</b>	<b>—</b>	<b>1386-18.7</b>

**TOM  
McMILLEN**  
ALL-AMERICA  
1972 • 1973 • 1974



**54**

**6-11, FORWARD  
MANSFIELD, PA.  
PLAYED: 1972-74**



Averaged 20.5 points and 9.8 rebounds during his three-year career ... was selected as a three-time All-American and a three-time Academic All-American ... one of only three Terps to average more than 20 points per game in successive seasons and is one of two players in school history with a career scoring average over 20 points per game ... led Maryland to the 1972 National Invitation Tournament championship, earning tournament MVP honors ... earned a silver medal for the United States in the 1972 Olympic Games ... played in the NBA for 11 seasons with Buffalo, Atlanta, New York and Washington ... put his professional basketball career on hold one year directly out of college in order to fulfill his Rhodes Scholarship obligations by studying for a year at Oxford ... was elected to the U.S. Congress from Maryland's 4th district in 1986 ... served as Co-Chair of the President's Commission on Physical Fitness.

**McMILLEN'S CAREER STATISTICS**

YEAR	GP	FGM-FGA	PCT.	FTM-FTA	PCT.	AST	REB	PTS-Avg.
1971-72	32	235-428	.549	197-241	.817	33	306-9.6	667-20.8
1972-73	29	250-427	.585	116-145	.800	28	284-9.8	616-21.2
1973-74	27	214-404	.530	96-126	.762	41	269-10.0	524-19.4
<b>Career</b>	<b>88</b>	<b>699-1259</b>	<b>.555</b>	<b>409-512</b>	<b>.799</b>	<b>102</b>	<b>859-9.8</b>	<b>1807-20.5</b>



20  
06

MARYLAND

27  
SPORTS

1  
TEAM



# LEN ELMORE

**ALL-AMERICA  
1974**



# 41

**6-9, CENTER  
SPRINGFIELD GARDENS, N.Y.  
PLAYED: 1972-74**



The best rebounder in Maryland history and one of the nation's best ever ... rebounding prowess earned a spot on most 1974 All-America squads along with offensive-minded teammates Tom McMillen and John Lucas ... only player in Maryland history with more than 1,000 career rebounds (1,053) ... 412 rebounds and 14.7 average in 1974 are school records ... career rebounding average of 12.2 rebounds a game is also the Maryland record ... three-time All-ACC selection ... Maryland MVP in 1973 and its Outstanding Senior in 1974 ... drafted in the first round of the 1974 NBA Draft by the Washington Bullets, but chose to sign with the Indiana Pacers of the American Basketball Association ... spent 10 seasons in the NBA and ABA with the Pacers, Kansas City Kings, Milwaukee Bucks, New Jersey Nets and New York Knicks ... upon leaving professional basketball, enrolled in Harvard Law school and graduated in 1987 ... the first former pro basketball player to graduate from the prestigious law school.

### ELMORE'S CAREER STATISTICS

YEAR	GP	FGM-FGA	PCT.	FTM-FTA	PCT.	AST	REB	PTS-Avg.
1971-72	32	126-273	.462	95-126	.754	37	351-11.0	347-10.8
1972-73	26	112-239	.469	37-61	.607	35	290-11.2	261-10.0
1973-74	28	170-324	.525	69-91	.758	48	412-14.7	409-14.6
<b>Career</b>	<b>86</b>	<b>408-836</b>	<b>.488</b>	<b>201-278</b>	<b>.723</b>	<b>120</b>	<b>1053-12.2</b>	<b>1017-11.8</b>

# JOHN LUCAS

**ALL-AMERICA  
1974 • 1975**



# 15

**6-4, GUARD  
DURHAM, N.C.  
PLAYED: 1973-76**



Three-time All-America selection who is considered by many as the greatest guard in the history of the Terps' program ... first Maryland player to earn first team All-ACC honors in three straight seasons ... the No. 5 all-time Maryland scorer with 2,015 points ... No. 4 on the school's all-time assists list ... the Terps finished ranked No. 8 (1973), No. 4 (1974), and No. 5 (1975) in the final Associated Press polls with Lucas as their point guard ... was also a collegiate All-American in tennis, a sport in which he was a two-time ACC singles champion and earned that same honor in doubles play ... No. 1 selection in the 1976 NBA college draft ... played 14 seasons in the NBA with the Rockets, Golden State Warriors, Washington Bullets, San Antonio Spurs, Milwaukee Bucks and Seattle SuperSonics ... after his playing days ended, he was the head coach of the San Antonio Spurs and Philadelphia 76ers, and was named as head coach of the Cleveland Cavaliers in 2001.

### LUCAS' CAREER STATISTICS

YEAR	GP	FGM-FGA	PCT.	FTM-FTA	PCT.	AST	REB	PTS-Avg.
1972-73	30	190-353	.538	45-64	.703	178	83-2.8	425-14.2
1973-74	28	253-495	.511	58-77	.753	159	82-2.9	564-20.1
1974-75	24	186-339	.549	97-116	.836	91	100-4.2	469-19.5
1975-76	28	233-456	.511	91-117	.778	86	109-3.9	557-19.9
<b>Career</b>	<b>110</b>	<b>862-1643</b>	<b>.518</b>	<b>291-374</b>	<b>.778</b>	<b>514</b>	<b>374-3.4</b>	<b>2015-18.3</b>

# ALBERT KING

**ALL-AMERICA  
1980 • 1981**



# 55

**6-7, FORWARD  
BROOKLYN, N.Y.  
PLAYED: 1978-81**




One of the most prolific scorers in school history, King is one of only a handful of players to average in double figures during each of his four seasons ... ranks as the No. 3 all-time Maryland scorer with 2,058 career points ... his career scoring average of 17.4 points per game is the sixth-best in school history ... 38 points vs. Clemson in 1980 is a Maryland record in ACC Tournament games ... shared the 1981 team MVP Award with Buck Williams after winning the award outright in 1980 ... was the ACC Player of the Year in 1980 and a first team All-ACC selection again in 1981 ... came to Maryland regarded as the nation's top high school recruit, having averaged 38.6 points and 22 rebounds as a high school senior ... picked in the first round, the 10th selection overall, of the 1981 NBA college draft by the New Jersey Nets ... spent nine NBA seasons with the Nets, 76ers, San Antonio Spurs and Washington Bullets ... his brother, Bernard, is also a former NBA star and league scoring champion.

### KING'S CAREER STATISTICS

YEAR	GP	FGM-FGA	PCT.	FTM-FTA	PCT.	AST	REB	PTS-Avg.
1977-78	28	164-327	.502	53-82	.646	64	187-6.7	381-13.6
1978-79	28	191-387	.494	62-81	.765	62	144-5.1	444-15.9
1979-80	31	275-497	.553	124-151	.821	86	207-6.7	674-21.7
1980-81	31	232-462	.502	95-117	.812	92	177-5.7	559-18.0
<b>Career</b>	<b>118</b>	<b>862-1673</b>	<b>.515</b>	<b>334-431</b>	<b>.766</b>	<b>304</b>	<b>715-6.1</b>	<b>2058-17.4</b>

**BUCK  
WILLIAMS**  
ALL-AMERICA  
1981



**52**

**6-8, CENTER/FORWARD**  
**ROCKY MOUNT, N.C.**  
**PLAYED: 1979-81**



An outstanding scorer and extraordinary rebounder, Williams earned All-America honors following his junior season ... entered the NBA following his junior season ... averaged 15.6 points and 11.7 rebounds a game as a junior ... he is the No. 4 rebounder in Maryland history with 928 career rebounds ... career average of 10.9 rebounds a game is second-best in school history ... averaged double-figure scoring in each of his three seasons while registering the school's best-ever career field goal shooting percentage - 61.5 percent ... led the ACC in rebounding as a freshman in 1978-79, was third in 1979-80 and second during the 1980-81 season ... a member of the 1980 U.S. Olympic team that did not compete in the Moscow Olympic Games ... applied for a hardship waiver into the NBA college draft in 1981 and was selected as the No. 3 player overall by the New Jersey Nets ... named as the NBA Rookie of the Year in 1982 ... played 18 seasons in the NBA with the Nets, Portland Trail Blazers and the New York Knicks.

**WILLIAMS' CAREER STATISTICS**

YEAR	GP	FGM-FGA	PCT.	FTM-FTA	PCT.	AST	REB	PTS-Avg.
1978-79	30	120-206	.583	60-109	.550	18	323-10.8	300-10.0
1979-80	24	143-236	.606	85-128	.664	27	242-10.1	371-15.5
1980-81	31	183-283	.647	116-182	.637	31	363-11.7	482-15.5
<b>Career</b>	<b>85</b>	<b>446-725</b>	<b>.615</b>	<b>261-419</b>	<b>.623</b>	<b>76</b>	<b>928-10.9</b>	<b>1153-13.6</b>

**LEN  
BIAS**  
ALL-AMERICA  
1985 • 1986



**34**

**6-8, FORWARD**  
**LANDOVER, MD.**  
**PLAYED: 1983-86**



Unanimous choice on almost every All-America squad following his senior season ... he was a third-team All-America selection in 1985, as a junior ... only Terp ever to be named the ACC Player of the Year twice (in 1985 and 1986) ... Bias is the Terps' second all-time leading scorer with 2,149 career points ... he holds two of the school's top four single-season marks ... led the ACC in scoring two straight years ... his best scoring performance, 41 points at Duke in 1986, ranks as the third-best single-game performance in school history and is the top performance by a Terp in a road game ... is No. 9 on the Maryland career rebounding list with 745 total rebounds ... is No. 9 on the school's career shot-blocked list with 87 ... he was the No. 2 pick overall in the 1986 National Basketball Association college draft, taken by the Boston Celtics.

**BIAS' CAREER STATISTICS**


YEAR	GP	FGM-FGA	PCT.	FTM-FTA	PCT.	AST	REB	PTS-Avg.
1982-83	30	86-180	.478	42-66	.636	22	125-4.2	217-7.2
1983-84	32	211-372	.567	66-86	.767	48	145-4.5	488-15.2
1984-85	37	274-519	.528	153-197	.777	65	251-6.8	701-18.9
1985-86	32	267-491	.544	209-242	.864	33	224-7.0	743-23.2
<b>Career</b>	<b>131</b>	<b>838-1,562</b>	<b>.536</b>	<b>470-591</b>	<b>.795</b>	<b>168</b>	<b>745-5.7</b>	<b>2149-16.4</b>

**WALT  
WILLIAMS**  
ALL-AMERICA  
1992



**42**

**6-8, FORWARD/GUARD**  
**TEMPLE HILLS, MD.**  
**PLAYED: 1989-92**



One of the most versatile players in the history of the program ... played for the Terps for four seasons despite the opportunity to turn professional early, or transfer to another school because of the Terps' NCAA sanctions ... his loyalty to Maryland was one of the key reasons why Maryland was able to field competitive teams during that period ... broke season records with 776 points and a 26.8 average as a senior ... recorded a nation's best seven-game streak of 30 points or more as a senior ... finalist for the Wooden and Naismith Player of the Year awards as a senior ... closed his career as the school's No. 11 all-time scorer with 1,704 points ... totaled 11 games with 30 or more points during his senior season and had 14 such games during his career ... scored a career-high of 39 points versus Wake Forest in 1992 ... drafted by the Sacramento Kings in the first round of the NBA college draft, the 7th pick overall ... has played for Miami, Toronto, Portland, Houston and Dallas in the NBA.

**WILLIAMS' CAREER STATISTICS**

YEAR	GP	FGM-FGA	PCT.	FTM-FTA	PCT.	AST	REB	PTS-Avg.
1988-89	26	75-170	.441	33-53	.623	66	92-3.5	190-7.3
1989-90	33	143-296	.483	104-134	.776	149	138-4.2	420-12.7
1990-91	17	109-243	.449	72-86	.837	91	86-5.1	318-18.7



20  
06

MARYLAND


27  
SPORTS

1  
TEAM



# JOE SMITH

ALL-AMERICA  
1994 • 1995



# 32

**6-10, FORWARD/CENTER**  
**NORFOLK, VA.**  
**PLAYED: 1994-95**



The consensus selection as the 1995 National Collegiate Player of the Year ... earned six National Player of the Year selections overall ... was named the Atlantic Coast Conference Player of the Year and UPI third team All-American as a freshman ... he became one of only three sophomores in the history of the conference to earn player of the year honors, joining only NC State's David Thompson and Virginia's Ralph Sampson ... an All-ACC first-team selection in both his freshman and sophomore seasons ... averaged 20.8 points and 10.7 rebounds as a sophomore ... averaged 20.1 points and 10.7 rebounds for his 64-game career — he is one of only five players in school history to average a double/double for his entire career ... the No. 1 overall selection in the 1995 NBA Draft by the Golden State Warriors ... currently a member of the Minnesota Timberwolves.

### SMITH'S CAREER STATISTICS

YEAR	GP	FGM-FGA	PCT.	FTM-FTA	PCT.	AST	REB	PTS-Avg.
1993-94	30	206-395	.522	168-229	.734	25	321-10.7	582-19.4
1994-95	34	245-424	.578	209-282	.741	40	362-10.7	708-20.8
<b>Career</b>	<b>64</b>	<b>451-819</b>	<b>.550</b>	<b>377-511</b>	<b>.737</b>	<b>65</b>	<b>683-10.7</b>	<b>1290-20.1</b>

# KEITH BOOTH

ALL-AMERICA  
1997



# 22

**6-6, FORWARD**  
**BALTIMORE, MD.**  
**PLAYED: 1994-97**



first-team selection his senior season, 1997 ... received two votes in the ACC Player-of-the Year voting - the only player besides Wake Forest's Tim Duncan to receive voting consideration ... a four-time All-ACC honoree, he earned first team honors as a senior, third team as a junior, and honorable mention designation during his freshman and sophomore seasons ... played on four NCAA Tournament teams ... school's record holder with 576 career free throws ... grabbed a career-high and school-record 213 free throws made as a senior ... a first round selection of the Chicago Bulls in the 1997 NBA Draft ... became only the second player in school history to play for an NBA World Championship team as the Bulls won the 1998 NBA championship.

### BOOTH'S CAREER STATISTICS

YEAR	GP	FGM-FGA	PCT.	FTM-FTA	PCT.	AST	REB	PTS-Avg.
1993-94	30	113-249	.454	87-149	.584	65	183-6.1	324-10.8
1994-95	34	126-277	.455	114-164	.695	76	247-7.3	369-10.9
1995-96	30	145-328	.442	162-214	.757	73	233-7.8	459-15.3
1996-97	32	205-437	.469	213-297	.717	82	253-7.9	624-19.5
<b>Career</b>	<b>126</b>	<b>589-1,291</b>	<b>.456</b>	<b>576-824</b>	<b>.699</b>	<b>296</b>	<b>916-7.3</b>	<b>1776-14.1</b>


# STEVE FRANCIS

ALL-AMERICA  
1999



# 23

**6-3, GUARD**  
**TAKOMA PARK, MD.**  
**PLAYED: 1999**




A second team All-America selection following his outstanding junior season at Maryland ... All-ACC first team and ACC All-Tournament first team selection ... finished fourth in the balloting for ACC Player of the Year in 1999 ... named the Division I newcomer of the year and a first team All-American by Sports Illustrated ... finalist for the Naismith and Wooden awards as the collegiate player of the year ... All-America second-team by Eastern Basketball ... All-ACC defensive team by the ACC coaches ... earned Most Valuable Player honors at the BB&T Classic in Washington, D.C., as he helped lead Maryland past No. 5 Stanford and NIT participant DePaul ... selected to the all-tournament team at the Puerto Rico Shootout ... selected by the Vancouver Grizzlies as the second overall pick in the first round of the 1999 NBA Draft and later traded to the Houston Rockets ... named NBA Co-Rookie of the Year in 2000 and voted to the NBA All-Star Game in 2002.

### FRANCIS' CAREER STATISTICS

YEAR	GP	FGM-FGA	PCT.	FTM-FTA	PCT.	AST	REB	PTS-Avg.
1998-99	34	205-392	.523	124-157	.790	152	154-4.5	579-17.0

# JUAN DIXON

**ALL-AMERICA  
2001 • 2002**



# 3

**6-3, GUARD  
BALTIMORE, MD.  
PLAYED: 1999-2002**



its first NCAA title ... consensus All-American as a senior, earning ACC Player of the Year and NCAA Final Four MVP honors in 2002 ... led Maryland to consecutive Final Four appearances, and became UM's all-time scoring champ with 2,269 points ... third in voting for the 2002 Wooden Award ... winner of the Chip Hilton Award and Senior CLASS Award ... only Terp besides John Lucas to be named first team All-ACC in three straight seasons ... ended college career as the only player in NCAA history with 2,000 points, 300 steals and 200 three-pointers ... 9th in NCAA Tournament history in scoring for a career (294) and single tournament (155 in 2002) ... the winningest Terp ever with 110 victories, and never fouled out in 141 career games ... second in Maryland and ACC history, and 12th in NCAA history, with 333 career steals ... scored in double digits in 54 straight games to end his career, the second longest streak in Terp history ... joined Lonny Baxter to become the highest-scoring tandem (4,127 points) in NCAA history to win a national championship ... selected 17th overall by the Washington Wizards in the 2002 NBA draft.

### DIXON'S CAREER STATISTICS

YEAR	GP	FGM-FGA	PCT.	FTM-FTA	PCT.	AST	REB	PTS-Avg.
1998-99	34	85-192	.443	44-53	.830	47	88-2.6	250-7.4
1999-00	35	234-506	.462	113-143	.790	127	192-5.5	630-18.0
2000-01	34	235-508	.463	128-148	.865	93	158-4.6	684-20.1
2001-02	36	251-535	.469	141-157	.898	104	166-4.6	735-20.4
<b>Career</b>	<b>141</b>	<b>802-1713</b>	<b>.468</b>	<b>426-501</b>	<b>.850</b>	<b>371</b>	<b>599-4.2</b>	<b>2269-16.1</b>

# LONNY BAXTER

**ALL-AMERICA  
2002**



# 35

**6-8, FORWARD/CENTER  
SILVER SPRING, MD.  
PLAYED: 1999-2002**



A powerful bruiser with excellent hands and touch around the basket helped him become just the 10th player in NCAA history to earn NCAA Regional MVP honors in consecutive seasons ... member of the Wooden Award All-America Team in 2002 while helping lead the Terps to their first national championship ... guided Maryland to Final Four appearances in 2001 and 2002 ... shares the Maryland record for most starts in a career in the NCAA tournament (16) ... finished his career as Maryland's second-leading rebounder and sixth-leading scorer of all-time ... two rebounds shy of becoming the second player in school history with 1,000 rebounds ... two rebounds shy of becoming the first player in Maryland history with 1,500 points and 1,000 rebounds ... three-time All-ACC recipient, earning first team honors in 2000, and second team accolades as a junior and senior ... combined with Juan Dixon to be the highest-scoring tandem (4,127 points) in NCAA history to win a national championship ... with Dixon, joined Len Elmore and Tom McMillen (1974) as the only other pair of first team All-Americans on the same team in Maryland history ... selected with the 44th pick of the 2002 NBA draft by the Chicago Bulls.

### BAXTER'S CAREER STATISTICS

YEAR	GP	FGM-FGA	PCT.	FTM-FTA	PCT.	AST	REB	PTS-Avg.
1998-99	32	82-137	.599	51-89	.573	18	116-3.6	217-6.8
1999-00	35	218-409	.533	111-187	.594	31	308-8.8	547-15.6
2000-01	36	219-387	.566	122-206	.592	19	286-7.9	561-15.6
2001-02	35	193-354	.545	147-236	.623	28	288-8.2	533-15.2
<b>Career</b>	<b>138</b>	<b>712-1287</b>	<b>.553</b>	<b>431-718</b>	<b>.600</b>	<b>96</b>	<b>998-7.2</b>	<b>1858-13.5</b>

# STEVE BLAKE



# 25

**6-3, GUARD  
MIAMI LAKES, FLA.  
PLAYED: 2000-03**



finished his career as Maryland's all-time leader in assists, games started and minutes played ... finished his career fifth on the NCAA's all-time assists chart with 972 and fourth in ACC career assists behind Bobby Hurley (1,076), Chris Corchiani (1,038) and Ed Cota (1,030) ... AP Honorable Mention All-America selection and first team All-ACC choice as a senior ... a semifinalist for the Wooden Award and Naismith National Player of the Year Award ... led the ACC in assists as a sophomore, junior and senior ... the only player in ACC history with 1,000 points, 800 assists, 400 rebounds and 200 steals ... joined UNC's Ed Cota as just the second player in ACC history with 1,000 points, 800 assists and 400 rebounds ... played every game of his four-year career which included three Sweet Sixteen appearances, two trips to the Final Four, a national title and 15 NCAA Tournament games ... Maryland was 103-35 with Blake as its point guard overall, 13-3 in the NCAA Tournament ... contributed in 51 career ACC victories ... 4,312 minutes played more than any player in Maryland history ... selected in the second round of the 2003 NBA Draft by the Washington Wizards.

### BLAKE'S CAREER STATISTICS

YEAR	GP	FGM-FGA	PCT.	FTM-FTA	PCT.	AST	REB	PTS-Avg.
1999-00	35	86-211	.408	35-51	.686	217	106-3.0	244-7.0
2000-01	36	83-208	.399	45-63	.714	248	108-3.0	248-6.9
2001-02	36	91-238	.382	61-74	.824	286	137-3.8	287-8.0
2002-03	31	114-275	.415	68-83	.819	221	114-3.7	360-11.6
<b>TOTAL</b>	<b>138</b>	<b>374-932</b>	<b>.401</b>	<b>209-271</b>	<b>.771</b>	<b>973</b>	<b>465-3.4</b>	<b>1139-8.3</b>



20  
06

MARYLAND

27  
SPORTS

1  
TEAM



# AWARD WINNERS

## NATIONAL HONORS

### NATIONAL PLAYER OF THE YEAR

Player	Year	Selection Board or Panel
Joe Smith	1995	AP, UPI, Naismith

### NATIONAL COACH OF THE YEAR

Coach	Year	Selection Board or Panel
Gary Williams	2001	Playboy
Gary Williams	2002	Basketball America
	2002	CBSsportsline.com
	2002	Winged Foot Award (New York Athletic Club)
	2002	Victor Award (Nat'l Academy of Sports Editors)

### ALL-AMERICANS

Player	Year	Selection Board or Panel
Louis Berger	1931	HF
	1932 *	CV-1st Team, HF
Gene Shue	1953	CV-2nd Team
	1954	CV-2nd Team, HF
Tom McMillen	1972	CV-2nd Team, AP-3rd Team, UPI-3rd Team
	1973	CV-1st Team, NABC-2nd Team, UPI-2nd Team, AP-3rd Team
	1974	CV-1st Team, NABC-2nd Team, UPI-2nd Team, AP-3rd Team
Len Elmore	1974	CV-1st Team, BW-1st Team, AP-2nd Team, NABC-2nd Team, UPI-2nd Team
John Lucas	1974	AP-2nd Team, CV-2nd Team, NABC-3rd Team
	1975 *	CV-1st Team, NABC-1st Team, UPI-1st Team, BW-1st Team, AP-2nd Team
	1976 *	AP-1st Team, CV-1st Team, UPI-1st Team, BW-1st Team
Albert King	1980	AP-1st Team, CV-2nd Team, NABC-2nd Team, UPI-2nd Team
	1981	UPI-2nd Team, NABC-3rd Team
Buck Williams	1981	CV-2nd Team
Len Bias	1985	AP-2nd Team, BW-2nd Team, NABC-2nd Team
	1986 *	AP-1st Team, NABC-1st Team, UPI-1st Team, BW-1st Team
Walt Williams	1992	AP-2nd Team, UPI-2nd Team, BW-2nd Team
Joe Smith	1994	UPI-3rd Team
	1995 *	AP-1st Team, NABC-1st Team, UPI-1st Team, BW-1st Team
Keith Booth	1997	AP-3rd Team, NABC-3rd Team
Steve Francis	1999	BW-2nd Team, AP-2nd Team, NABC-2nd Team, TSN-2nd Team
Juan Dixon	2001	BW-3rd Team, NABC-3rd Team
	2002 *	AP-1st Team, NABC-1st Team, BW-1st Team, TSN-1st Team, WD-1st Team
Lonny Baxter	2002	WD-1st Team

### ACADEMIC ALL-AMERICANS

Player	Year	Selection Board or Panel
Tom McMillen	1972	GTE/CoSIDA-1st Team
Tom McMillen	1973	GTE/CoSIDA-1st Team
Tom McMillen	1974	GTE/CoSIDA-1st Team
Greg Manning	1981	GTE/CoSIDA-2nd Team
Matt Roe	1991	GTE/CoSIDA-1st Team

\* Consensus All-Americans are determined by first team selections on a majority of major All-America teams

AP-Associated Press; NABC-Basketball Coaches; BT-Basketball Times; BW-Basketball Writers; CV-Converse; HF-Helms Foundation; TSN-The Sporting News; UPI-United Press International; WD-Wooden Award

### ACC HONORS ACC PLAYER OF THE YEAR

1979-80	Albert King	Ben Coleman (2nd)
1984-85	Len Bias	Ben Coleman (2nd)
1985-86	Len Bias	1983-84 Ben Coleman (2nd)
1994-95	Joe Smith	1984-85 Len Bias (1st)
2001-02	Juan Dixon	Adrian Branch (2nd)

### ACC ROOKIE OF THE YEAR

1978-79	Buck Williams	1985-86 Len Bias (1st)
1993-94	Joe Smith	1986-87 Derrick Lewis (2nd)

### ACC COACH OF THE YEAR

1974-75	Lefty Driesell	1988-89 Tony Massenburg (3rd)
1979-80	Lefty Driesell	1990-91 Matt Roe (3rd)
1997-98	Gary Williams (ACC Athlete Magazine)	1991-92 Walt Williams (1st)
1999-00	Gary Williams (College Hoops Illustrated)	1993-94 Joe Smith (1st)
2001-02	Gary Williams	Exree Hipp (HM)

### ALL-ACC SELECTIONS

1953-54	Gene Shue (1st)	1999-00 Lonny Baxter (1st)
1954-55	Bob Kessler (2nd)	Juan Dixon (1st)
1955-56	Bob Kessler (2nd)	Terence Morris (2nd)
1956-57	Bob O'Brien (2nd)	Steve Blake (HM)
1957-58	Nick Davis (2nd)	Juan Dixon (1st)
	John Nacincik (2nd)	Lonny Baxter (2nd)
	Charles McNeil (2nd)	Terence Morris (3rd)
1958-59	Al Bunge (1st)	Steve Blake (HM)
1959-60	Bob McDonald (2nd)	Juan Dixon (1st)
1960-61	Bob McDonald (2nd)	Lonny Baxter (2nd)
1962-63	Jerry Greenspan (2nd)	Steve Blake (3rd)
1964-65	Jay McMillen (2nd)	Chris Wilcox (3rd)
1965-66	Gary Ward (2nd)	Byron Mouton (HM)
1968-69	Will Hetzel (2nd)	2002-03 Steve Blake (1st)
1969-70	Will Hetzel (2nd)	Drew Nicholas (2nd)
1970-71	Jim O'Brien (2nd)	Ryan Randle (3rd)
1971-72	Tom McMillen (1st)	2003-04 John Gilchrist (3rd)
	Len Elmore (2nd)	2004-05 Nik Caner-Medley (3rd)
1972-73	Tom McMillen (1st)	John Gilchrist (HM)
	Len Elmore (2nd)	
1973-74	Len Elmore (1st)	
	John Lucas (1st)	
1974-75	John Lucas (1st)	
	Owen Brown (2nd)	
	Brad Davis (2nd)	
	Maurice Howard (2nd)	
1975-76	John Lucas (1st)	
1976-77	Brad Davis (2nd)	
1978-79	Larry Gibson (2nd)	
1979-80	Albert King (1st)	
	Greg Manning (2nd)	
	Buck Williams (2nd)	
1980-81	Albert King (2nd)	
	Buck Williams (2nd)	
1982-83	Adrian Branch (2nd)	

### ALL-ACC TOURNAMENT

1954	Gene Shue (1st)
1956	Bob Kessler (2nd)
1957	John Nacincik (2nd)
1958	Nick Davis (1st)
	Charles McNeil (1st)
	Al Bunge (2nd)
1961	Bill Stasiulatis (2nd)
1962	Jerry Greenspan (2nd)
1965	Jay McMillen (2nd)
	Gary Ward (2nd)
1972	Len Elmore (1st)
	Tom McMillen (1st)
	Jim O'Brien (2nd)



Juan Dixon with John Wooden at the Wooden Awards Show in Los Angeles.

1973	Tom McMillen (1st)
	John Lucas (1st)
	Jim O'Brien (2nd)
1974	Tom McMillen (1st)
	John Lucas (1st)
	Maurice Howard (1st)
	Len Elmore (2nd)
	Owen Brown (2nd)
1975	John Lucas (1st)
1976	Maurice Howard (2nd)
	Steve Sheppard (2nd)
1978	Lawrence Boston (2nd)
	Larry Gibson (2nd)
1979	Larry Gibson (2nd)
1980	Albert King (1st, MVP)
	Greg Manning (1st)
	Ernest Graham (2nd)
	Buck Williams (2nd)
1981	Albert King (1st)
	Buck Williams (1st)
	Ernest Graham (2nd)
1984	Len Bias (1st, MVP)
	Ben Coleman (1st)
	Adrian Branch (2nd)
1986	Len Bias (1st)
1988	Keith Gatlin (2nd)
1989	Tony Massenburg (1st)
1992	Walt Williams (2nd)
1995	Exree Hipp (2nd)
	Joe Smith (2nd)
1996	Keith Booth (2nd)
1997	Keith Booth (2nd)
1998	Rodney Elliott (2nd)
1999	Steve Francis (1st)
2000	Lonny Baxter (1st)
	Juan Dixon (1st)
	Terence Morris (2nd)
2001	Juan Dixon (1st)
	Lonny Baxter (2nd)
2002	Steve Blake (2nd)
2004	John Gilchrist (1st, MVP)
	Jamar Smith (1st)
	Travis Garrison (2nd)

**ACC PLAYER OF THE WEEK**

1972-73	Tom McMillen
	Jim O'Brien
1973-74	John Lucas
	Len Elmore
1974-75	Tom Roy (2)
	John Lucas (2)
1975-76	Steve Sheppard
	Maurice Howard
	John Lucas
1977-78	Lawrence Boston
1978-79	Ernest Graham
	Albert King
	Greg Manning
1979-80	Albert King (2)
	Greg Manning
1980-81	Albert King (2)
1982-83	Adrian Branch
	Herman Veal
1983-84	Ben Coleman (2)
	Jeff Adkins
	Adrian Branch
1984-85	Len Bias
	Adrian Branch
1985-86	Len Bias (2)
1986-87	Derrick Lewis
1987-88	Derrick Lewis
1988-89	John Johnson
1989-90	Tony Massenburg
1991-92	Walt Williams
1992-93	Kevin McLinton
1994-95	Joe Smith (2)
	Johnny Rhodes
1995-96	Keith Booth
	Johnny Rhodes
1996-97	Keith Booth (2)
1997-98	Sarunas Jasikevicius
1998-99	Steve Francis (2)
	Laron Profit
1999-00	Lonny Baxter
	Juan Dixon (2)
	Terence Morris
2000-01	Lonny Baxter
	Juan Dixon (2)

2001-02	Juan Dixon (3)
2002-03	Steve Blake
2003-04	John Gilchrist (3)
2004-05	John Gilchrist (2)

**ACC ROOKIE OF THE WEEK**

1970-71	Jim O'Brien (2)
	Darrell Brown
	Howard White
1971-72	Tom McMillen (4)
	Len Elmore
1972-73	John Lucas (2)
1974-75	Brad Davis (3)
	Steve Sheppard
1975-76	Larry Gibson
	Lawrence Boston
1976-77	Bill Bryant (2)
	Mike Davis
	Jo Jo Hunter
1977-78	Greg Manning (2)
	Albert King
1978-79	Buck Williams (3)
1981-82	Adrian Branch (3)
1982-83	Ben Coleman (2)
1983-84	Keith Gatlin
1984-85	Derrick Lewis (3)
1985-86	John Johnson
1986-87	Teyon McCoy (2)
	Steve Hood
1987-88	Brian Williams (2)
1988-89	Jerrold Mustaf (3)
1990-91	Garfield Smith
1992-93	Exree Hipp (2)
	Johnny Rhodes (2)
1993-94	Joe Smith (6)
1999-00	Tahj Holden
2003-04	D.J. Strawberry
	Mike Jones

**SC HONORS ALL-SOUTHERN CONFERENCE**

1930-31	Bosey Berger
	Ed Ronkin
1932-33	Rufus Vincent
1935-36	Bernie Buscher
	Vic Willis
1937-38	George Knepley
1938-39	George Knepley
	Eddie Johnson
	George DeWitt
1944-45	Jack Flynn
1948-49	Lee Brawley

**ALL-SOUTHERN CONFERENCE TOURNAMENT**

1931	Bosey Berger
	Ed Ronkin
1939	George Knepley
1945	Jack Flynn
1951	Dick Koffenberger
1953	Gene Shue (MVP)

**ACADEMIC HONORS PHI BETA KAPPA**

1978-79	Eric Shrader
---------	--------------

**NCAA POST-GRADUATE SCHOLARSHIP**

1970	Tom Milroy (alt.)
1974	Tom McMillen
1981	Greg Manning
1991	Matt Roe

**ALL-ACC ACADEMIC**

1966-67	Jay McMillen
1968-69	Tom Milroy
1971-72	Tom McMillen

1972-73	Tom McMillen
1973-74	Tom McMillen
1976-77	Steve Sheppard

1978-79	Brian Magid
1979-80	Greg Manning
1980-81	Greg Manning
1983-84	Charles Driesell
1984-85	Charles Driesell
1990-91	Matt Roe
1994-95	Kurtis Shultz
1996-97	Matt Kovarik
1998-99	Mike Mardesich
1999-00	Mike Mardesich
2000-01	Mike Mardesich
	Byron Mouton

**SCHOLAR-ATHLETE AWARD**

1989-90	Matt Roe
1990-91	Matt Roe
1991-92	Vince Broadnax
1992-93	Kurtis Shultz
1993-94	Kurtis Shultz
1994-95	Matt Raydo
1995-96	Matt Kovarik
1996-97	Matt Kovarik
1997-98	Matt Hahn
1998-99	Matt Hahn
1999-00	Matt Hahn
2000-01	Mike Mardesich
2002-03	Mike Grinnon
2003-04	Mike Grinnon
2004-05	Mike Grinnon

**MARYLAND TEAM HONORS MOST VALUABLE PLAYER**

1969-70	Rod Horst
1970-71	Barry Yates
1971-72	Len Elmore
1972-73	Tom McMillen
1973-74	Tom McMillen
1974-75	John Lucas
1975-76	Maurice Howard
1976-77	Larry Gibson
1977-78	Larry Gibson
1978-79	Larry Gibson
1979-80	Albert King
1980-81	Albert King
1981-82	Adrian Branch
1982-83	Adrian Branch
	Ben Coleman
	Ben Coleman
1983-84	Ben Coleman
1984-85	Len Bias
1985-86	Len Bias
1986-87	Derrick Lewis
1987-88	Derrick Lewis
1988-89	Tony Massenburg
1989-90	Tony Massenburg
1990-91	Matt Roe
1991-92	Walt Williams
1992-93	Kevin McLinton
1993-94	Joe Smith
1994-95	Joe Smith
1995-96	Johnny Rhodes
1996-97	Keith Booth
1997-98	Rodney Elliott
1998-99	Steve Francis
	Terence Morris
	Terence Morris
1999-00	Lonny Baxter
2000-01	Juan Dixon
2001-02	Juan Dixon
2002-03	Drew Nicholas
	Steve Blake
	John Gilchrist
	Jamar Smith

**MOST IMPROVED PLAYER**

1969-70	Sparky Still
1970-71	Jim O'Brien
1971-72	Darrell Brown
1972-73	John Lucas
1973-74	Owen Brown
1974-75	Maurice Howard
1975-76	Brad Davis
1976-77	Lawrence Boston
1977-78	Greg Manning
1978-79	Ernest Graham
1979-80	Taylor Baldwin
1980-81	Steve Rivers
1981-82	Charles Pittman
1982-83	Len Bias
1983-84	Terry Long
1984-85	Jeff Baxter
	Tom Jones
1985-86	Jeff Baxter
1986-87	Dave Dickerson
1987-88	Tony Massenburg
1988-89	Cedric Lewis
1989-90	Jesse Martin
1990-91	Kevin McLinton
1991-92	Evers Burns
1992-93	Chris Kerwin
1993-94	Mario Lucas
	Duane Simpkins
1994-95	Wayne Bristol
1996-97	Obinna Ekezie
2001-02	Chris Wilcox

**ALVIN AUBINOE GREATEST CAREER CONTRIBUTION**

1969-70	Will Hetzel
1970-71	Jay Flowers
1971-72	Charlie Blank
1972-73	Jim O'Brien
1973-74	Tom McMillen
1974-75	Billy Hahn
1975-76	John Lucas
1976-77	John Pavlos, Mgr.
1977-78	Lawrence Boston
1978-79	Larry Gibson
1979-80	John Bilney
1980-81	Albert King
1981-82	Dutch Morley
1982-83	Adrian Branch
1983-84	Jeff Adkins
1984-85	Charles Driesell
1985-86	Len Bias
1987-88	Derrick Lewis
1988-89	Dave Dickerson
1989-90	Tony Massenburg
1990-91	Cedric Lewis
1991-92	Walt Williams
1992-93	Evers Burns

**CLUTCH PERFORMANCE OF THE YEAR**

2003-04	Nik Caner-Medley
---------	------------------

**NEWCOMER OF THE YEAR**

1987-88	Brian Williams
1988-89	Jerrold Mustaf
1989-90	Evers Burns
1990-91	Garfield Smith
1991-92	John Walsh
1992-93	Exree Hipp
	Johnny Rhodes

**COACHES' AWARD**

1989-90	Jerrold Mustaf
1990-91	Cedric Lewis
1991-92	Garfield Smith
1992-93	Kurtis Shultz

**BUCK WILLIAMS LEN ELMORE REBOUNDING AWARD \***

1969-70	Rod Horst
1970-71	Barry Yates
1971-72	Len Elmore
1972-73	Len Elmore
1973-74	Len Elmore
1974-75	Tom Roy
1975-76	Lawrence Boston
1976-77	Larry Gibson
1977-78	Larry Gibson
1978-79	Buck Williams
1979-80	Buck Williams
1980-81	Buck Williams
1981-82	Herman Veal
1982-83	Ben Coleman
1983-84	Ben Coleman
1984-85	Len Bias
1985-86	Len Bias
1986-87	Derrick Lewis
1987-88	Derrick Lewis
1988-89	Tony Massenburg
1989-90	Tony Massenburg
1990-91	Cedric Lewis
1991-92	Evers Burns
1992-93	Evers Burns
1993-94	Joe Smith
1994-95	Joe Smith
1995-96	Keith Booth
1996-97	Keith Booth
1997-98	Rodney Elliott
1998-99	Terence Morris
1999-00	Lonny Baxter
2000-01	Terence Morris
2001-02	Lonny Baxter
2002-03	Ryan Randle
2003-04	Jamar Smith

\* Originally named in honor of Chris Patton from 1970-89, Maryland's rebounding award was changed to honor Len Elmore from 1990-94, and later amended to include Buck Williams' name.

**BUD MILLIKAN DEFENSIVE PLAYER OF THE YEAR**

1990-91	Vince Broadnax
	Cedric Lewis
1991-92	Vince Broadnax
1992-93	Kevin McLinton
1993-94	Johnny Rhodes
1994-95	Exree Hipp
	Joe Smith

**LEFRAK SCHOLAR**

2003-04	Nik Caner-Medley
2004-05	Ekene Ibekwe
2005-06	Ekene Ibekwe

**MR. HUSTLE AWARD**

1989-90	Vince Broadnax
1990-91	Vince Broadnax
1991-92	Chris Kenwin
1992-93	Mike Thibeault
1993-94	Keith Booth
1994-95	Matt Raydo
2001-02	Byron Mouton
2003-04	Darlen Henry
2004-05	Darlen Henry

**OUTSTANDING FREE THROW SHOOTER**

1989-90	Walt Williams
1990-91	Walt Williams
1991-92	Kevin McLinton
1992-93	Kevin McLinton
1993-94	Duane Simpkins
1994-95	Duane Simpkins
1995-96	Duane Simpkins
1996-97	Sarunas Jasikevicius
1997-98	Sarunas Jasikevicius
1998-99	Juan Dixon
1999-00	Juan Dixon
2000-01	Juan Dixon
2001-02	Juan Dixon
2002-03	Drew Nicholas
2003-04	Chris McCray

**MOST IMPROVED FREE THROW SHOOTER**

1996-97	Rodney Elliott
1997-98	Obinna Ekezie

**MOST ASSISTS AWARD**

1989-90	Walt Williams
1990-91	Kevin McLinton
1991-92	Kevin McLinton
1992-93	Kevin McLinton
1993-94	Duane Simpkins
1994-95	Duane Simpkins
1995-96	Duane Simpkins
1996-97	Terrell Stokes
1997-98	Terrell Stokes
1998-99	Terrell Stokes
1999-00	Steve Blake
2000-01	Steve Blake
2001-02	Steve Blake
2002-03	Steve Blake
2003-04	John Gilchrist

**6TH MAN AWARD**

2000-01	Danny Miller
2002-03	Calvin McCall
2003-04	D.J. Strawberry

**UNsung HERO AWARD**

2000-01	LaRon Cephas
2002-03	Tahj Holden
2003-04	Travis Garrison

**SENIOR AWARD**

1990-91	Cedric Lewis
1991-92	Matt Downing
1992-93	Chris Kerwin
1998-99	Laron Profit

**MORGAN WOOTTEN LIFETIME ACHIEVEMENT\***

1997-98	Jack Zane
1998-99	Johnny Holliday
1999-00	Jack Heise
2000-01	Marv Perry
2001-02	Jack Zane
2002-03	John Brown
2003-04	John Rymer
2004-05	Bill Conaway

\* Renamed in honor of the long-time DeMatha High School coach in 2003.



# ALL-TIME ROSTER

## • A •

Acito, Joseph, 1944  
 Adams, Donald, 1926-27-28  
 Adkins, Jeff, 1982-83-84-85  
 Allen, John, 1929  
 Allen, Benjamin, 1936-37  
 Archer, Rudy, 1988  
 Anderson, Mike, 1990  
 Andorka, William, 1935  
 Arsnworthy, Frank, 1949-50  
 Auslander, Brian, 1969-71  
 Avery, John, 1966-67-68

## • B •

Badu, Earl, 2000-01-02  
 Baitz, Edward, 1942-43  
 Baker, Harmon, 1925  
 Balachow, David, 1945  
 Baldwin, Taylor, 1979-80-81-82  
 Barton, Joseph, 1962  
 Baxter, Jeff, 1983-84-85-86  
 Baxter, Lonny, 1999-00-01-02  
 Beamer, Francis, 1938-39  
 Beatty, William, 1924-25-26  
 Bechtle, Gerald, 1958-59-60  
 Behr, Samuel, 1945  
 Berger, Louis, 1930-31-32  
 Bengoechea, Adam, 1938-39-40  
 Berlin, H.S., 1918-19  
 Bias, Leonard, 1983-84-85-86  
 Bilney, John, 1977-78-79-80  
 Blake, Steve, 2000-01-02-03  
 Blank, Charles, 1970-71-72  
 Blumberg, Norman, 1960-61  
 Bodell, Bob, 1971-72-73  
 Body, Robert, 1971-72-73  
 Boland, Samuel, NA  
 Booth, Keith, 1994-95-96-97  
 Bosley, Robert, 1945  
 Bosnic, Nick, 1994

Boston, Lawrence, 1976-77-78  
**Bowers, Will, 2004-05**  
 Bowie, William, 1936-37  
 Boyd, Arthur, 1925-26-27  
 Boyle, John, 1975-76  
 Branch, Adrian, 1982-83-84-85  
 Brawley, C. Lee, 1949-50-51-52  
 Brayton, Neil, 1964-65-66  
 Brenner, John, 1942  
 Bristol, Wayne, 1992-93-94-95  
 Broadnax, Vince, 1989-90-91  
 Brooks, Ronald, 1952-53-54  
 Brown, Darrell, 1971-72-73  
 Brown, Owen, 1973-74-75  
 Brown, William, 1936-37  
 Bryant, Bernard, 1935  
 Bryant, William, 1936-37  
 Bryant, William, 1977-78  
 Buckley, John, 1945  
 Bunge, Al, 1958-59-60  
 Burch, Samuel, 1943  
 Burger, Joseph, 1924-25  
 Burns, Evers, 1990-91-92-93  
 Burton, Tim, 1984-85-86-87  
 Buscher, Alton, 1932-33-34  
 Buscher, Bernard, 1934-35-36  
 Butler, Jay, 1953

## • C •

Campbell, William, 1945  
**Caner-Medley, Nik, 2003-04-05**  
 Cardwell, Lee, 1925-26  
 Carlson, Phillip, 1963-64-65  
 Carpenter, Conrad, 1962-63  
 Carter, Harold, 1934  
 Cartwright, Mark, 1972  
 Cephas, LaRon, 1998-99-00-01  
 Chalmers, George, 1930-31-32  
 Chamberlain, Kevin, 1990  
 Chase, Spencer, 1932-33-34

Chong, Eddie, 1989-90  
 Chronister, Jon, 1991-92  
**Chukura, Gini, 2005**  
 Clark, Jackie, 1964-65-66  
 Cohen, Morris, 1932  
 Cole, Kenneth, 1913-14  
 Coleman, Ben, 1983-84  
 Collins, Andre, 2002-03  
 Collins, James, 1938  
 Connelly, Thomas, 1951  
 Crawford, Mark, 1977  
 Crescenze, Edward, 1948  
 Brown, Darrell, 1971-72-73  
 Cutler, Robert, 1958

## • D •

Daly, Edward, 1935  
 Danko, Eugene, 1958-59  
 Davis, Brad, 1975-76-77  
 Davis, Mike, 1977-78  
 Davis, Nick, 1956-57-58  
 Davis, Todd, 1990-91-92  
 Day, S.E., 1913  
 Dean, Thurston, 1927-28-29  
 Darstynne, R.S., 1914  
 DeCosmo, Michael, 1964-65  
 Dewitt, George, 1939-40  
 Dickerson, David, 1986-87-88-89  
 Diffie, Granville, 1950  
 Dilworth, Robert, 1953-54-55  
 Dixon, Juan, 1999-00-01-02  
 Downing, Matt, 1991-92  
 Drescher, Richard, 1967-68  
 Driesell, Charles, 1982-83-84-85  
 Dudley, Aaron, 1991-92  
 Dunlap, Howard, 1956  
 DuVall, Mearle, 1940, 1942  
 Dyer, Harold, 1934

## • E •

Edwards, John, 1946-47-48-49  
 Eicher, Robert, 1961-62-63  
 Eiseman, John, 1918-19  
 Ekezie, Obinna, 1996-97-98-99  
 Elliott, Rodney, 1995-96-97-98  
 Elmore, Len, 1972-73-74  
 Englebert, Erwin, 1944  
 Ensor, Lionel, 1924-25-26  
 Eskin, Neal, 1981-82-83-84  
 Etienne, Max, 1989-90  
 Evans, Warren, 1933  
 Evans, William, 1928-29-30  
 Everett, Robert, 1953-54-55

## • F •

Faber, John, 1924-25-26-27  
 Farmer, Edward, 1983  
 Farrell, Shawn, 1978  
 Fellows, Frank, 1951-53  
 Fennel, E.O., 1944  
 Ferguson, Scott, 1962-63-64  
 Fettes, Robert, 1941-42  
 Fern, Gustav, 1957  
 Fields, Norman, 1996-97-98-99  
 Finniff, Doug, 1991  
 Flowers, Jay, 1970

Flynn, John, 1944-45-46  
 Fofana, Hassan, 2004-05  
 Fothergill, Mark, 1980, 82-83-84  
 Francis, Steve, 1999  
 Franklin, James, 1964-65-66  
 Franklin, William, 1965-66  
 Fuqua, Frank, 1955

## • G •

Garrett, Ashton, 1941  
**Garrison, Travis, 2003-04-05**  
 Gatlin, Keith, 1984-85-86, 88  
 Gaylor, Robert, 1929-30  
 Gibson, Lawrence, 1976-77-78-79  
 Gilbert, H.D., 1919  
 Gilchrist, John, 2003-04-05  
 Gilmore, Jack, 1941  
**Gist, James, 2005**  
 Gleasner, John, 1946  
 Gordley, Larry, 1972  
 Graham, Ernest, 1978-79-80-81  
 Greco, Ralph, 1952-53-54  
 Greenspan, Gerald, 1961-62-63  
 Gregg, David, 1986  
 Grinnon, Mike, 2002-03-04-05  
 Groves, John, 1924  
 Guckeyson, Bill, 1935, 37

## • H •

Hahn, Matt, 1997-98-99-00  
 Hahn, Billy, 1974-75-76  
 Hall, Irving, 1924  
 Halleck, James, 1957-58-59  
 Hamnerlund, Robert, 1937  
 Hankin, Robert, 1950  
 Hardiman, Robert, 1955-56-57  
 Harrington, Joseph, 1965-66-67  
 Hart, Robert, 1978-79  
 Hathaway, Jeff, 1978-79  
 Headley, Coleman, 1938  
 Heagy, Al, 1928-29-30  
 Heatley, Jack, 1945  
 Heil, George, 1940  
 Heise, John, 1946-47  
 Henderson, David, 1977, 1979-80  
**Henry, Darien, 2003-04-05**  
 Hess, Harry, 1930-31  
 Hetzel, Fred, 1928-29-30  
 Hetzel, Will, 1968-69-70  
 Hilden, Charles, 1968-69-70  
 Hipp, Exree, 1993-94-95-96  
 Hisle, John, 1932  
 Hite, Kelly, 1997  
 Hoffecker, Thomas, 1945  
 Holbert, Peter, 1981-82-83-84  
 Holden, Tahj, 2000-01-02-03  
 Hood, Steve, 1987-88  
 Horn, Hechert, 1942  
 Horst, Rod, 1968-69-70  
 Horton, Frank, 1992  
 Housley, Samuel, NA  
 Howard, Maurice, 1973-74-75-76  
 Hughes, Harry, 1946  
 Huntemann, Charles, 1913-14  
 Hunter, Jo Jo, 1977-78

## • I •

**Ibekwe, Ekene, 2004-05**

## • J •

Jackson, William, 1951  
 Jackson, Reggie, 1979-80-81-82  
 Jaeck, Paul, 1945  
 James, Robert, 1942-43  
 Jarmoska, George, 1941  
 Jasikevicius, Sarunas, 1995-96-97-98  
 Jelus, Paul, 1960-61-62  
 Johnson, Edward, 1937-38-39  
 Johnson, James, 1951-52  
 Johnson, John, 1986-87-88-89  
 Johnson, Julius (Pete), 1967-68-69  
**Jones, Mike, 2004-05**  
 Jones, Thomas, 1985-86  
 Jones, William, 1966-67-68  
 Judd, Donny, 1994-95

## • K •

Kaluzinski, Matt, 1989-90  
 Kann, R.S., 1918  
 Kaplan, Zev, 1955  
 Karver, Mark, 1987-88  
 Kassel, Steve, 1979-80-81  
 Kasoff, Mitch, 1987-88-89-90  
 Kebeck, Steve, 1970-71  
 Keene, Robert, 1946  
 Keller, Charles, 1935-36-37  
 Kelleher, Charles, 1960-61-62  
 Kerwin, Chris, 1992-93  
 Kessler, Robert, 1954-55-56  
 King, Albert, 1978-79-80-81  
 Kinsman, James, 1943  
 Knepley, George, 1937-38-39  
 Knepley, Robert, 1942  
 Knode, Robert, 1919  
 Koffenberger, Dick, 1950-51-52  
 Kovarik, Matt, 1994-95-97-98  
 Krukar, Pete, 1958-59-60

## • L •

Ladd, Robert, 1957  
 Lake, William, 1946  
 Lann, Alvin, 1948, 50  
**Ledbetter, Sterling, 2005**  
 Leuci, Victor, 1954  
 Levin, Julius, 1933  
 Levin, Morris, 1952-53  
 Levine, Frank, 1933  
 Lewis, Cedric, 1988-89-90-91  
 Lewis, Derrick, 1985-86-87-88  
 Lewis, Robert, 1964  
 Linkous, Fred, 1926-27-28  
 Long, Terry, 1984-85-86  
 Lucas, John, 1973-74-75-76  
 Lucas, Mario, 1993-94-95-96  
 Luney, William, NA



Steve Blake

• **M** •

MacDonald, Jan, 1968  
Mack, Charles, 1949-50  
Madigan, George, 1928-29-30  
Magid, Brian, 1976-77  
Manis, George, 1951-52-53  
Manning, Greg, 1978-79-80-81  
Mardesich, Mike, 1998-99-00-01  
Marshall, Alfred, NA  
Marshall, Ted, 1960-61-62  
Martin, Jesse, 1989-90  
Massenburg, Tony, 1986, 1988-89-90  
May, Charles, 1930-31-32  
Mayolo, Vinny, 1982-83-84-85-86  
Mays, H.W., 1911  
McCall, Calvin, 2000-01-02  
McCarthy, John, 1936-37-38  
McCoy, Teyon, 1987-88, 90  
**McCray, Chris, 2003-04-05**  
McCudy, Bruce, 1949  
McDonald, Robert, 1959, 61  
McDonald, Leib, 1941  
McGinnis, Wayne, 1957  
McHale, Richard, 1971  
McLinton, Kevin, 1990-91-92-93  
McMillen, Jay, 1965-66-67  
McMillen, Thomas, 1972-73-74  
McNeil, Charles, 1958-59  
McWilliams, Samuel, 1963-64  
Mercer, Alvin, 1973-74  
Merna, James, 1956  
Michelson, Sheldon, 1967-68  
Miller, Danny, 1999-00-01  
Miller, Thomas, 1966  
Milroy, Thomas, 1968-69-70  
Mobus, Paul, 1936-37

Mondorf, Pershing, 1939-40  
Mont, Thomas, 1942-43, 47  
Moore, Dwight, 1953  
Moore, Perry, 1956-57-58  
Moran, Donald, 1951-52-53  
Morin, Matt, 1990-91-92  
Morley, Greg 'Dutch', 1979-80-81-82  
Morris, Alan, 1972-73  
Morris, John, 1932  
Morris, Terence, 1998-99-00-01  
Morris, William, 1913-14  
Mouton, Byron, 2001-02  
Mueller, Richard, 1964  
Mullitz, Milton, 1937-38, 40  
Murphy, William, 1957-58-59  
Murray, Robert, 1947-48-49, 55  
Mustaf, Jerrod, 1989-90

• **N** •

Nacincik, John, 1956-57-58  
Nakannua, Jeff, 1973  
Nared, Greg, 1986-87-88-89  
Neal, John, 1971-72  
Nevin, Phil, 1987  
Newsome, John, 1975-76  
Nicholas, Drew, 2000-01-02-03  
Nofsinger, Michael, 1960-61-62  
Norris, John, 1930-31-32  
Nuttie, Byron, 1943

• **O** •

O'Brien, Jim, 1971-72-73  
O'Brien, Robert, 1955-56-57  
Ochsenreiter, Eugene, 1939-40-41

• **P** •

Palmer, Bryan, 1983- 85  
Parker, Alvin, 1924  
Patton, Chris, 1975-76  
Pavlos, John, 1975-76-77  
Peck, Malvin, 1944, 47  
Peebles, Irving, 1924  
Petrovic, Nemanja, 1993  
Pinocci, Peter, 1946  
Pittman, Charles, 1981-82  
Pitzer, John, 1930-31  
Poling, William, 1946  
Porac, Richard, 1972-73-74  
Prins, Curtis, 1957  
Profit, Laron, 1996-97-98-99

• **R** •

Radice, Julius, 1928-29-30  
Randle, Ryan, 2002-03  
Ready, Michael, 1919  
Rainge, Alan, 1992  
Raydo, Matt,  
1994-95-96-97  
Rea, William, 1938-39-40  
Reyes, Andre, 1987  
Rhodes, Johnny,  
1993-94-95-96  
Rivers, Steve, 1981-82-83  
Robinson, Jonathan, 1980-81  
Roe, Matt, 1991  
Ronkin, Edward, 1930-31-32  
Rooney, Partick, 1930  
Roy, Thomas, 1973-74-75

• **S** •

Sandbower, John, 1954-55-56  
Sanders, Harvey, 1970  
Schauffer, Charles, 1955-56  
Scheele, Thomas, 1935  
Schmidt, Francis, 1933  
Schroeder, David, 1961  
Schuerholz, Donald, 1942-43, 47  
Schultz, Logan, 1938  
Shaffer, Richard, 1939  
Shanahan, Gerry, 1960  
Sheppard, Steve, 1975-76-77  
Shrader, Eric, 1977-78-79  
Shue, Gene, 1952-53-54  
Shultz, Kurtis, 1992-93-94-95  
Shumate, John, 1947  
Siegrist, Ronald, 1948-49  
Simpkins, Duane, 1993-94-95-96  
Simms, Harvey, 1939  
Smallwood, Lawrence, 1928-29  
Smith, Atman, 1997-98  
Smith, Bernard, 1948-49-50  
Smith, Garfield, 1991-92  
Smith, Jamar, 2003-04  
Smith, Joe, 1994-95  
Snyder, Robert, 1933-34  
Sothoron, Norwood, 1934-35  
Stasiulatis, William, 1961-62-63  
Steiner, Carlton, 1942  
Steinman, Edward, 1964  
Stevens, James, 1918  
Stevens, Myron, 1925-26-27  
Stieber, Fred, 1933  
Still, James, 1970-71  
Stobaugh, Richard, 1969  
Stokes, Terrell, 1996-97-98-99  
Stone, Junior, 1918-19  
Strachan, John, 1951  
**Strawberry, D.J., 2004-05**  
Suder, George, 1964  
Suit, Jack, 1941  
Sullivan, William, 1969  
Supplee, William, 1924-25-26  
Sweeney, Daniel, 1963  
Swetnam, Stan, 1974

• **T** •

Taylor, Richard, 1949  
Thibeault, Mike, 1991-92-93  
Thomas, Fred, 1936-37  
Thurston, Robert, 1955  
Tillman, James, 1976-77  
Tomlinson, Chris, 1992-93-94-95  
Travis, Ernest, 1942-43  
Trimble, Japeth, 1972, 74  
Troxell, Walter, 1924-25-26  
Truax, Terry, 1967-68  
Tull, J.J., 1914  
Turyn, Victor, 1946-47  
Tuschak, Richard, 1944

• **U** •

Ullman, Bernard, 1941

• **V** •

Vannais, Leon, 1940  
Veal, Herman, 1981-82-83-84  
Vincent, J.M., 1914  
Vincent, Rufus, 1932-33-34

• **W** •

Wainwright, Troy, 1988-89-90  
Walker, George, 1933  
Walker, Rodney, 1988  
Waller, Edward, 1947  
Walsh, John, 1992-93  
Ward, Gary, 1964-65-66  
Watkins, Brian, 1997-98-99  
Walters, Albert, 1935-36-37  
Weber, George, 1933  
Webster, David, 1954-55  
Weidinger, Charles, 1940  
Weingarten, Julian, 1957-58  
Wharton, James, 1941  
Wheeler, Waverly, 1936-37-38  
White, Joseph, 1942  
White, Howard, 1971-72-73  
Wilcox, Chris, 2001-02  
Wiles, F. Michael, 1969-70  
Wiles, Peter, 1960  
Williams, Charles 'Buck', 1979-80-81  
Williams, Gary, 1965-66-67  
Williams, Walt, 1989-90-91-92  
Wilson, Robert, 1931-32  
Wilson, Robert, 1960-61  
Wilson, Len, 1913  
Winnemore, Augustine, 1929  
Wise, Richmond, 1964-65-66  
Woodward, Arthur, 1940-41  
Worthington, Charles, 1969  
Wortsell, Tom, 1987  
Wright, Spencer, 1948-49

• **Y** •

Yates, Barry, 1971  
Yordy, Robert, 1945, 49  
Young, Curley, 1990  
Young, Thomas, 1953-54, 58  
Yowell, Roy, 1934

• **Z** •

Zalesak, Emanuel, 1924  
Zimmerman, James, 1935  
Zizakovic, Lubo, 1993

Note: This list includes players which appeared on rosters as well as some managers.



Byron Mouton and Drew Nichols celebrate the Terps' 2002 NCAA Championship victory.



20  
06

MARYLAND

27  
SPORTS

1  
TEAM



# CAREER STATISTICS

Year	Name	G	MIN	FG	FGA	PCT	3PT	3PA	PCT	FT	FTA	PCT	OR	TR	AVG	AST	TO	PF	STL	BLK	PTS	AVG
81-85	Adkins, Jeff	128	3407	392	836	46.9	22	54	40.7	193	285	67.7	0	310	2.4	360	0	299	110	32	999	7.8
59-60	Alpert, Steve	6	-	2	5	40.0	0	0	0.0	0	0	0.0	0	1	0.2	0	0	0	0	0	4	0.7
89-90	Anderson, Mike	25	248	13	40	32.5	2	12	16.7	26	36	72.2	5	23	0.9	34	42	32	9	0	54	2.2
99-02	Archer, Rudy	31	1070	134	310	43.2	48	122	39.3	77	100	77.0	15	75	2.4	172	86	48	38	2	393	12.7
53-54	Atchison, Ken	6	-	0	2	0.0	0	0	0.0	0	0	0.0	0	0	0.0	0	0	0	0	0	0	0.0
65-68	Avery, John	59	-	117	248	47.2	0	0	0.0	50	67	74.6	0	68	1.2	0	0	59	0	0	284	4.8
99-02	Badu, Earl	18	33	2	5	40.0	0	1	0.0	0	4	0.0	0	4	0.2	9	3	2	0	0	4	0.3
78-82	Baldwin, Taylor	4	26	75	123	61.0	0	0	0.0	49	77	63.6	0	167	2.0	20	0	129	5	50	199	2.4
61-64	Barton, Joe	38	-	44	101	43.6	0	0	0.0	30	47	63.8	0	109	2.9	0	0	71	0	0	118	3.1
82-86	Baxter, Jeff	118	1733	214	461	46.4	6	15	40.0	117	161	72.7	0	116	1.0	196	0	138	46	3	551	4.7
98-02	Baxter, Lonny	138	3373	712	1287	55.3	3	5	60.0	431	718	60.0	347	998	7.2	96	225	408	120	227	1858	13.5
57-60	Bechtle, Jerry	71	-	230	555	41.4	0	0	0.0	153	214	71.5	0	260	3.7	0	0	0	0	0	613	8.6
82-86	Bias, Len	131	4302	838	1562	53.6	3	11	27.3	470	591	79.5	0	745	5.7	168	0	332	84	87	2149	16.4
76-80	Bilney, John	88	-	59	133	44.4	0	0	0.0	34	73	46.6	0	197	2.2	41	0	132	28	20	152	1.7
99-03	Blake, Steve	138	4312	374	932	40.1	182	478	38.1	209	271	77.1	84	465	3.4	972	453	290	234	38	1139	8.3
69-72	Blank, Charlie	70	-	185	389	47.6	0	0	0.0	63	96	65.6	0	246	3.5	58	0	124	0	0	433	6.2
70-73	Bodell, Bob	88	-	204	387	52.7	0	0	0.0	157	217	72.4	0	228	2.6	241	0	141	0	0	565	6.4
93-97	Booth, Keith	126	3869	589	1291	45.6	22	105	21.0	576	824	69.9	326	916	7.3	296	403	407	193	72	1776	14.1
93-94	Bosnic, Nick	28	227	31	75	41.3	8	23	34.8	12	17	70.6	14	41	1.5	13	18	25	8	4	82	2.9
75-78	Boston, Lawrence	2	-	438	760	57.6	0	0	0.0	131	191	68.6	0	629	7.7	67	0	261	44	48	1007	12.3
73-74	Bowen, Bob	8	-	0	4	0.0	0	0	0.0	0	0	0.0	0	6	0.8	0	0	1	0	0	0	0.0
03-05	Bowers, Will	50	486	36	93	38.7	0	2	0.0	30	48	62.5	30	103	2.1	18	31	83	7	26	102	2.0
73-76	Boyle, John	44	-	9	25	36.0	0	0	0.0	2	7	28.6	0	30	0.7	2	0	14	0	0	20	0.5
81-85	Branch, Adrian	13	4179	767	1579	48.6	29	81	35.8	454	607	74.8	0	546	4.4	292	0	372	110	50	2017	16.4
63-66	Brayton, Neil	76	-	278	652	42.6	0	0	0.0	157	207	75.8	0	344	4.5	0	0	270	0	0	713	9.4
91-95	Bristol, Wayne	100	763	87	224	38.8	31	101	30.7	60	102	58.8	51	101	1.0	60	53	82	33	9	265	2.6
88-92	Broadnax, Vince	101	2178	210	429	49.0	0	1	0.0	176	242	72.7	137	298	3.0	204	141	207	88	8	596	5.9
53-54	Brooks, Ronnie	30	-	29	86	33.7	0	0	0.0	24	40	60.0	0	0	0.0	0	0	0	0	0	82	2.7
64-65	Brotman, Don	7	-	2	8	25.0	0	0	0.0	4	5	80.0	0	2	0.3	0	0	9	0	0	8	1.1
70-73	Brown, Darrell	76	-	148	300	49.3	0	0	0.0	62	100	62.0	0	220	2.9	61	0	108	0	0	358	4.7
66-68	Brown, Larry	6	-	0	2	0.0	0	0	0.0	0	0	0.0	0	1	0.2	0	0	0	0	0	0	0.0
72-75	Brown, Owen	87	-	335	690	48.6	0	0	0.0	118	159	74.2	0	440	5.1	68	0	204	0	0	788	9.1
76-79	Bryant, Bill	55	-	160	353	45.3	0	0	0.0	91	125	72.8	0	129	2.3	97	0	90	37	18	411	7.5
57-60	Bunge, Al	75	-	339	842	40.3	0	0	0.0	257	389	66.1	0	795	10.6	0	0	0	0	0	935	12.5
89-93	Burns, Evers	113	2548	545	1092	49.9	1	4	25.0	224	365	61.4	261	634	5.6	101	170	288	114	64	1315	11.6
02-05	Caner-Medley, Nik	95	2509	404	875	46.2	89	268	33.2	186	268	69.4	176	459	4.8	154	173	201	107	70	1083	11.4
62-65	Carison, Phil	62	-	119	258	46.1	0	0	0.0	62	108	57.4	0	213	3.4	0	0	82	0	0	300	4.8
60-63	Carpenter, Connie	58	-	103	239	43.1	0	0	0.0	30	40	75.0	0	105	1.8	0	0	28	0	0	236	4.1
71-72	Cartwright, Mark	15	-	45	82	54.9	0	0	0.0	20	30	66.7	0	54	3.6	6	0	20	0	0	110	7.3
97-01	Cephas, LaRon	64	275	30	81	37.0	4	9	44.4	9	22	40.9	16	69	1.1	3	14	47	5	7	73	1.1
89-91	Chamberlain, Kevin	7	11	1	5	20.0	0	0	0.0	0	0	0.0	1	1	0.1	0	0	1	0	0	2	0.3
74-75	Cherry, Mike	4	-	2	3	66.7	0	0	0.0	0	0	0.0	0	4	1.0	1	0	0	0	0	4	1.0
04-05	Chukura, Gini	6	6	0	0	0.0	0	0	0.0	0	0	0.0	0	1	0.2	0	0	0	0	1	0	0.0
63-66	Clark, Jack	73	-	133	301	44.2	0	0	0.0	141	190	74.2	0	174	2.4	0	0	122	0	0	407	5.6
82-84	Coleman, Ben	62	2089	376	638	58.9	0	0	0.0	193	282	68.4	0	511	8.2	85	0	211	42	75	945	15.2
01-03	Collins, Andre	41	191	34	58	58.6	11	25	44.0	10	15	66.7	1	19	0.5	36	18	15	16	0	89	2.2
76-77	Crawford, Mark	16	-	2	9	22.2	0	0	0.0	12	13	92.3	0	4	0.3	2	0	7	2	1	16	1.0
56-59	Danko, Gene	58	-	92	245	37.6	0	0	0.0	110	155	71.0	0	138	2.4	0	0	0	0	0	294	5.1
74-77	Davis, Brad	84	-	386	721	53.5	0	0	0.0	254	318	79.9	0	262	3.1	431	0	247	25	12	1026	12.2
76-78	Davis, Mike	45	-	88	189	46.6	0	0	0.0	75	114	65.8	0	286	6.4	16	0	140	21	62	251	5.6
95-98	Davis, Nick	79	-	357	809	44.1	0	0	0.0	147	204	72.1	0	263	3.3	0	0	0	0	0	861	10.9
63-67	DeCosmo, Mike	46	-	63	211	29.9	0	0	0.0	45	56	80.4	0	88	1.9	0	0	78	0	0	171	3.7
85-89	Dickerson, Dave	100	2036	193	450	42.9	24	80	30.0	105	148	70.9	116	334	3.3	140	69	264	26	34	515	5.2
53-55	Dilworth, Bob	46	-	63	149	42.3	0	0	0.0	40	74	54.1	0	155	3.4	0	0	0	0	0	166	3.6
98-02	Dixon, Juan	141	4002	802	1713	46.8	239	615	38.9	426	501	85.0	199	599	4.2	371	355	282	92	7	2269	16.1
90-92	Downing, Matt	51	586	52	132	39.4	20	65	30.8	40	62	64.5	32	73	1.4	65	47	72	21	0	164	3.2
65-68	Dreschler, Rich	52	-	162	395	41.0	0	0	0.0	84	128	65.6	0	380	7.3	0	0	118	0	0	408	7.8
81-85	Driesell, Chuck	58	255	29	77	37.7	1	5	20.0	48	77	62.3	0	24	0.4	13	0	30	5	1	107	1.8
55-56	Dunlap, Don	16	-	5	13	38.5	0	0	0.0	8	14	57.1	0	20	1.3	0	0	0	0	0	18	1.1
60-63	Eicher, Bob	66	-	262	646	40.6	0	0	0.0	159	219	72.6	0	320	4.8	0	0	109	0	0	683	10.3
95-99	Ekezie, Obinna	118	2830	408	815	50.1	0	12	0.0	356	544	65.4	253	671	5.7	104	243	355	73	125	1172	9.9
94-98	Elliott, Rodney	123	2227	343	704	48.7	43	128	33.6	212	309	68.6	198	570	4.6	117	141	286	64	44	941	7.7
71-74	Elmore, Len	86	-	408	836	48.8	0	0	0.0	201	278	72.3	0	1053	12.2	120	0	210	0	0	1017	11.8
88-90	Etienne, Max	11	19	5	8	62.5	0	0	0.0	2	4	50.0	2	3	0.3	0	1	4	0	0	12	1.1
53-55	Everett, Bob	54	-	207	446	46.4	0	0	0.0	201	309	65.0	0	250	4.6	0	0	0	0	0	615	11.4
82-83	Farmer, Ed	20	173	20	49	40.8	0	1	0.0	14	22	63.6	0	44	2.2	3	0	32	4	4	54	2.7
66-67	Feeney, Steve	6	-	1	3	33.3	0	0	0.0	1	2	50.0	0	1	0.2	0	0	0	0	0	3	0.5
61-64	Ferguson, Scott	59	-	144	321	44.9	0	0	0.0	7												

Year	Name	G	MIN	FG	FGA	PCT	3PT	3PA	PCT	FT	FTA	PCT	OR	TR	AVG	AST	TO	PF	STL	BLK	PTS	AVG
01-05	Grinnon, Mike	59	256	13	39	.333	5	17	29.4	15	21	71.4	17	49	0.8	18	19	18	4	9	46	0.8
72-75	Hahn, Billy	58	-	40	70	57.1	0	0	0.0	16	29	55.2	0	24	0.4	55	0	36	0	0	96	1.7
96-00	Hahn, Matt	43	110	8	21	38.1	1	9	11.1	20	32	62.5	2	10	0.2	24	14	6	6	0	37	0.9
56-59	Halleck, Jim	71	-	160	409	39.1	0	0	0.0	213	297	71.7	0	381	5.4	0	0	0	0	0	533	7.5
75-76	Hand, Pat	9	-	0	2	0.0	0	0	0.0	2	2	100.0	0	2	0.2	2	0	2	0	0	2	0.2
54-57	Hardman, Bob	43	-	9	28	32.1	0	0	0.0	19	32	59.4	0	20	0.5	0	0	0	0	0	37	0.9
64-67	Harrington, Joe	63	-	209	427	48.9	0	0	0.0	138	217	63.6	0	344	5.5	0	0	161	0	0	556	8.8
77-79	Hart, Bob	16	-	4	4	100.0	0	0	0.0	2	2	100.0	0	5	0.3	1	0	3	2	0	10	0.6
76-80	Henderson, David	38	-	13	21	61.9	0	0	0.0	9	15	60.0	0	33	0.9	4	0	18	0	5	35	0.9
02-05	Henry, Darien	24	58	8	17	47.1	0	0	0.0	1	3	33.3	5	12	0.5	3	1	7	4	3	17	0.7
68-70	Hetzl, Will	76	-	547	1242	44.0	0	0	0.0	276	353	78.2	0	689	9.1	56	0	240	0	0	1370	18.0
92-96	Hipp, Exree	121	3442	524	1120	46.8	84	286	29.4	240	362	66.3	186	488	4.0	326	250	305	120	37	1372	11.3
95-96	Hite, Kelly	11	36	2	8	25.0	0	4	0.0	6	12	50.0	3	11	1.0	0	4	5	2	0	10	0.9
60-61	Hodor, George	15	-	3	16	18.8	0	0	0.0	13	20	65.0	0	6	0.4	-	0	0	0	0	19	1.3
80-84	Holbert, Pete	75	552	83	203	40.9	2	7	28.6	62	80	77.5	0	76	1.0	22	0	42	7	2	230	3.1
99-03	Holden, Tahj	128	2260	214	489	.438	55	138	.399	216	302	.715	103	358	2.8	144	104	291	86	132	699	5.5
86-87	Holland, Pat	5	11	1	7	14.3	0	1	0.0	0	0	0.0	1	2	0.4	0	0	2	0	2	2	0.4
86-88	Hood, Steve	55	1502	216	456	47.4	61	148	41.2	102	149	68.5	38	173	3.1	111	45	117	34	5	595	10.8
67-70	Horst, Rod	76	-	354	743	47.6	0	0	0.0	152	218	69.7	0	651	8.6	16	0	126	0	0	860	11.3
90-92	Horton, Frank	14	26	4	11	36.4	1	6	16.7	0	0	0.0	1	4	0.3	3	3	2	1	1	9	0.6
72-76	Howard, Maurice	112	-	485	886	54.7	0	0	0.0	191	250	76.4	0	262	2.3	219	0	282	0	0	1161	10.4
76-78	Hunter, Jo	54	-	234	491	47.7	0	0	0.0	100	123	81.3	0	97	1.8	84	0	94	50	3	568	10.5
03-05	<b>Ibekwe, Ekene</b>	<b>62</b>	<b>1078</b>	<b>151</b>	<b>341</b>	<b>44.3</b>	<b>6</b>	<b>30</b>	<b>20.0</b>	<b>101</b>	<b>187</b>	<b>54.0</b>	<b>113</b>	<b>313</b>	<b>5.0</b>	<b>30</b>	<b>103</b>	<b>177</b>	<b>52</b>	<b>99</b>	<b>409</b>	<b>6.6</b>
78-82	Jackson, Reggie	118	1080	177	462	38.3	0	0	0.0	104	159	65.4	0	211	1.8	223	0	245	89	23	458	3.9
94-98	Jaskevicius, Sarunas	120	2303	317	725	43.7	136	363	37.5	159	217	73.3	64	234	2.0	273	196	208	95	16	929	7.7
59-62	Jelus, Paul	72	-	229	528	43.4	0	0	0.0	191	258	74.0	0	357	5.0	0	0	48	0	0	649	9.0
85-89	Johnson, John	109	2533	322	700	46.0	59	166	35.5	263	347	75.8	49	204	1.9	229	95	138	51	4	966	8.9
66-69	Johnson, Pete	75	-	408	994	41.0	0	0	0.0	171	243	70.4	0	262	3.5	0	0	188	0	0	987	13.2
65-68	Jones, Bill	65	-	228	601	37.9	0	0	0.0	121	183	66.1	0	292	4.5	0	0	174	0	0	577	8.9
03-05	<b>Jones, Mike</b>	<b>62</b>	<b>737</b>	<b>124</b>	<b>307</b>	<b>40.4</b>	<b>61</b>	<b>164</b>	<b>37.2</b>	<b>66</b>	<b>87</b>	<b>75.9</b>	<b>49</b>	<b>140</b>	<b>2.3</b>	<b>34</b>	<b>51</b>	<b>66</b>	<b>29</b>	<b>9</b>	<b>375</b>	<b>6.0</b>
84-85	Jones, Tom	70	1845	231	437	52.9	0	0	0.0	69	101	68.3	0	310	4.4	73	0	153	38	19	531	7.6
93-95	Judd, Donny	18	38	10	23	43.5	3	9	33.3	9	15	60.0	6	11	0.6	3	4	4	2	0	32	1.8
88-90	Kaluziński, Matt	16	36	4	8	50.0	1	1	100.0	1	2	50.0	1	8	0.5	1	7	2	0	0	10	0.6
86-88	Karver, Mark	35	233	24	51	47.1	4	10	40.0	22	27	81.5	16	34	1.0	26	5	34	9	3	74	2.1
86-90	Kasoff, Mitch	44	105	10	42	23.8	1	8	12.5	13	24	54.2	9	21	0.5	17	9	18	9	0	34	0.8
69-71	Kebeck, Steve	47	-	98	235	41.7	0	0	0.0	33	49	67.3	0	45	1.0	31	0	21	0	0	229	4.9
59-62	Kelleher, Bruce	68	-	328	748	43.9	0	0	0.0	198	256	77.3	0	213	3.1	0	0	51	0	0	854	12.6
91-93	Kenwin, Chris	57	1341	139	279	49.8	0	2	0.0	42	87	48.3	104	287	5.0	29	64	181	23	61	320	5.6
53-56	Kessler, Bob	78	-	440	1126	39.1	0	0	0.0	386	587	65.8	0	599	7.7	0	0	0	0	0	1266	16.2
77-81	King, Albert	118	1075	862	1673	51.5	0	0	0.0	334	431	77.5	0	715	6.1	304	0	314	119	50	2058	17.4
90-91	Kjome, Eric	20	89	9	20	45.0	1	3	33.3	14	27	51.9	7	20	1.0	2	6	17	2	0	33	1.7
93-98	Kovarik, Matt	129	1359	74	169	43.8	6	29	20.7	63	101	62.4	56	181	1.4	167	110	167	58	5	217	1.7
57-60	Krukar, Pete	55	-	43	108	39.8	0	0	0.0	34	52	65.4	0	57	1.0	0	0	0	0	0	120	2.2
67-68	Labonia, Gene	7	-	0	2	0.0	0	0	0.0	4	5	80.0	0	3	0.4	0	0	5	0	0	4	0.6
84-85	Lancaster, Wally	7	25	5	10	50.0	0	0	0.0	0	0	0.0	0	1	0.1	3	0	2	0	0	10	1.4
04-05	<b>Ledbetter, Sterling</b>	<b>23</b>	<b>393</b>	<b>25</b>	<b>59</b>	<b>42.4</b>	<b>3</b>	<b>13</b>	<b>23.1</b>	<b>25</b>	<b>33</b>	<b>75.8</b>	<b>16</b>	<b>51</b>	<b>2.2</b>	<b>45</b>	<b>44</b>	<b>31</b>	<b>11</b>	<b>1</b>	<b>78</b>	<b>3.4</b>
62-65	Lewis, Bob	27	-	18	36	50.0	0	0	0.0	9	27	33.3	0	43	1.6	0	0	23	0	0	45	1.7
87-91	Lewis, Cedric	95	1882	198	416	47.6	0	0	0.0	139	255	54.5	147	424	4.5	37	119	194	70	239	535	5.6
84-88	Lewis, Derrick	127	4202	564	1044	54.0	16	38	42.1	314	487	64.5	120	948	7.5	182	83	388	137	339	1458	11.5
83-86	Long, Terry	92	987	87	164	53.0	0	0	0.0	57	98	58.2	0	208	2.3	40	0	122	28	26	231	2.5
55-56	Love, John	9	-	0	6	0.0	0	0	0.0	2	3	66.7	0	1	0.1	0	0	0	0	0	2	0.2
72-76	Lucas, John	110	-	862	1643	52.5	0	0	0.0	291	374	77.8	0	374	3.4	514	0	276	0	0	2015	18.3
92-96	Lucas, Mario	116	1925	295	713	41.4	62	171	36.3	135	230	58.7	169	436	3.8	50	139	214	59	44	787	6.8
66-69	MacDonald, Jon	37	-	18	54	33.3	0	0	0.0	10	19	52.6	0	18	0.5	0	0	17	0	0	46	1.2
75-77	Magid, Brian	46	-	69	129	53.5	0	0	0.0	30	35	85.7	0	23	0.5	16	0	27	5	0	168	3.7
77-81	Manning, Greg	118	1036	623	1068	58.3	0	0	0.0	315	367	85.8	0	181	1.5	271	0	228	66	7	1561	13.2
97-01	Mardesch, Mike	137	1866	213	513	41.5	0	0	0.0	86	150	57.3	171	447	38.3	80	136	222	45	74	512	3.7
59-62	Marshall, Ted	57	-	69	178	38.8	0	0	0.0	46	74	62.2	0	157	2.8	0	0	58	0	0	184	3.2
53-54	Martin, Bill	19	-	12	36	33.3	0	0	0.0	21	27	77.8	0	0	0.0	0	0	0	0	0	45	2.4
88-90	Martin, Jesse	61	1034	165	351	47.0	3	19	15.8	73	104	70.2	72	160	2.6	107	88	121	33	11	406	6.7
85-90	Massenburg, Tony	112	2939	524	1001	52.3	0	3	0.0	306	476	64.3	270	722	6.4	51	174	300	61	97	1354	12.1
99-03	McCall, Calvin	72	709	72	168	.429	19	64	.297	31	46	.674	42	130	1.8	65	46	64	47	10	194	2.7
86-90	McCoy, Teyon	89	2327	221	507	43.6	132	316	41.8	125	167	74.9	34	156	1.8	294	88	235	59	3	699	7.9
02-05	<b>McCray, Chris</b>	<b>87</b>	<b>2135</b>	<b>286</b>	<b>636</b>	<b>45.0</b>	<b>79</b>	<b>247</b>	<b>32.0</b>	<b>214</b>	<b>254</b>	<b>84.3</b>	<b>90</b>	<b>293</b>	<b>3.4</b>	<b>207</b>	<b>150</b>	<b>196</b>	<b>131</b>	<b>37</b>	<b>865</b>	<b>9.9</b>
58-61	McDonald, Bob	52	-	178	403	44.2	0	0	0.0	85	106	80.2	0	387	7.4	0	0	0	0	0	441	8.5
56-57	McGinnis, Wayne	18	-	8	15	53.3	0	0	0.0	13	25	52.0	0	36	2.0	0	0	0	0	0	29	1.6
90-91	McGlone, Mark	11	24	1	5	20.0	0	0	0.0	4												



20  
06

MARYLAND

27  
SPORTS

1  
TEAM



Year	Name	G	MIN	FG	FGA	PCT	3PT	3PA	PCT	FT	FTA	PCT	OR	TR	AVG	AST	TO	PF	STL	BLK	PTS	AVG
99-03	Nicholas, Drew	138	2868	413	910	45.4	176	447	.394	219	277	.791	63	294	2.1	307	179	191	91	33	1221	8.8
59-62	Nofsinger, Mike	53	-	45	102	44.1	0	0	0.0	25	39	64.1	0	44	0.8	0	0	30	0	0	115	2.2
69-70	Norman, Steve	10	-	8	16	50.0	0	0	0.0	1	3	33.3	0	4	0.4	2	0	4	0	0	17	1.7
54-57	O'Brien, Bob	74	-	389	957	40.6	0	0	0.0	194	271	71.6	0	422	5.7	0	0	0	0	0	972	13.1
70-73	O'Brien, Jim	83	-	467	962	48.5	0	0	0.0	301	375	80.3	0	476	5.7	215	0	217	0	0	1235	14.9
82-85	Palmer, Bryan	24	86	1	10	10.0	0	0	0.0	13	21	61.9	0	25	1.0	5	0	16	1	4	15	0.6
74-76	Patton, Chris	33	-	52	99	52.5	0	0	0.0	36	48	75.0	0	90	2.7	3	0	47	0	0	140	4.2
77-78	Peterson, Bruce	5	-	3	6	50.0	0	0	0.0	0	0	0.0	0	6	1.2	1	0	1	0	0	6	1.2
53-54	Peterson, John	15	-	6	18	33.3	0	0	0.0	5	8	62.5	0	0	0.0	0	0	0	0	0	17	1.1
92-93	Petrovic, Nemanja	10	91	13	33	39.4	0	0	0.0	12	15	80.0	21	33	3.3	3	8	17	0	5	38	3.8
80-82	Pittman, Charles	55	1381	165	261	63.2	0	0	0.0	115	167	68.9	0	289	5.3	26	0	125	27	50	445	8.1
71-74	Porac, Rich	69	-	51	120	42.5	0	0	0.0	41	59	69.5	0	30	0.4	112	0	55	0	0	143	2.1
86-87	Powell, Ivan	26	320	54	116	46.6	23	53	43.4	24	26	92.3	10	23	0.9	17	0	25	5	0	155	6.0
65-69	Prebula, John	9	-	0	1	0.0	0	0	0.0	0	0	0.0	0	4	0.4	0	0	1	0	0	0	0.0
95-99	Proft, Laron	125	3389	583	1229	47.4	105	326	32.2	295	430	68.6	181	572	4.6	287	317	276	251	76	1566	12.5
91-93	Rainey, Alan	13	38	5	12	41.7	0	0	0.0	6	10	60.0	0	3	0.2	2	5	3	0	0	16	1.2
01-03	Randle, Ryan	65	1118	223	444	50.2	2	5	.400	76	127	598	114	330	5.1	31	66	134	57	54	524	8.1
93-97	Raydo, Matt	38	83	6	22	27.3	1	11	9.1	10	19	52.6	3	12	0.3	17	11	12	7	0	23	0.6
86-87	Reyes, Andre	23	153	8	21	38.1	0	0	0.0	6	7	85.7	13	22	1.0	3	0	16	1	7	22	1.0
92-96	Rhodes, Johnny	122	4070	684	1482	46.2	186	557	33.4	189	315	60.0	285	704	5.8	437	291	342	344	62	1743	14.3
80-84	Rivers, Steve	82	798	109	221	49.3	22	39	56.4	38	62	61.3	0	42	0.5	54	0	78	8	3	278	3.4
79-82	Robinson, Jon	24	39	17	41	41.5	0	0	0.0	16	26	61.5	0	9	0.4	18	0	14	12	1	50	2.1
90-91	Roe, Matt	28	973	170	414	41.1	48	156	30.8	109	136	80.1	58	154	5.5	72	59	53	17	1	497	17.8
72-75	Roy, Tom	86	-	225	416	54.1	0	0	0.0	125	200	62.5	0	586	6.8	61	0	248	0	0	575	6.7
53-56	Sandbower, John	69	-	137	363	37.7	0	0	0.0	107	161	66.5	0	342	5.0	0	0	0	0	0	381	5.5
69-70	Sanders, Harvey	9	-	2	7	28.6	0	0	0.0	0	1	0.0	0	3	0.3	2	0	3	0	0	4	0.4
54-56	Schauffer, Drew	40	-	33	113	29.2	0	0	0.0	43	61	70.5	0	142	3.6	0	0	0	0	0	109	2.7
59-61	Schroeder, Dave	20	-	1	6	16.7	0	0	0.0	1	2	50.0	0	12	0.6	0	0	0	0	0	3	0.2
57-60	Shanahan, Jerry	48	-	37	78	47.4	0	0	0.0	38	63	60.3	0	67	1.4	0	0	0	0	0	112	2.3
74-77	Sheppard, Steve	76	-	491	927	53.0	0	0	0.0	237	329	72.0	0	582	7.7	99	0	176	27	2	1219	16.0
62-63	Shively, Rudy	11	-	13	23	56.5	0	0	0.0	3	8	37.5	0	16	1.5	0	0	6	0	0	29	2.6
75-79	Shrader, Eric	35	-	10	23	43.5	0	0	0.0	10	19	52.6	0	2	0.1	6	0	6	2	0	30	0.9
53-54	Shue, Gene	30	-	237	469	50.5	0	0	0.0	180	228	78.9	0	0	0.0	0	0	0	0	0	654	21.8
91-95	Shultz, Kurtis	67	367	27	71	38.0	5	12	41.7	17	28	60.7	28	71	1.0	13	21	34	9	3	76	1.1
92-96	Simpkins, Duane	119	3191	341	765	44.6	130	320	40.6	311	383	81.2	37	246	2.1	483	325	255	120	16	1123	9.4
95-97	Smith, Altman	15	39	7	17	41.2	1	7	14.3	2	8	25.0	3	11	0.7	4	9	6	2	0	17	1.1
90-92	Smith, Garfield	43	1089	190	403	47.1	7	33	21.2	75	113	66.4	90	249	5.8	53	88	132	45	22	462	10.7
02-04	Smith, Jamar	62	1406	245	559	43.8	5	18	27.8	99	203	48.8	133	401	6.5	48	103	125	32	49	594	9.6
93-95	Smith, Joe	64	2098	451	819	55.1	11	26	42.3	377	511	73.8	244	683	10.7	62	132	175	96	190	1290	20.2
91-92	Soto, Geno	11	55	6	20	30.0	0	3	0.0	2	9	22.2	7	13	1.2	3	2	7	3	2	14	1.3
60-63	Stasiulatis, Bill	53	-	181	433	41.8	0	0	0.0	207	279	74.2	0	237	4.5	0	0	72	0	0	589	10.7
69-71	Still, Sparky	52	-	227	466	48.7	0	0	0.0	112	190	58.9	0	428	8.2	60	0	153	0	0	566	10.9
68-71	Stobaugh, Dick	42	-	62	163	38.0	0	0	0.0	28	39	71.8	0	120	2.9	3	0	69	0	0	152	3.6
95-99	Stokes, Terrell	128	3461	222	519	42.8	89	235	37.9	145	223	65.0	46	304	2.4	593	283	294	191	29	678	5.3
03-04	<b>Strawberry, D.J.</b>	<b>45</b>	<b>920</b>	<b>102</b>	<b>217</b>	<b>47.0</b>	<b>13</b>	<b>48</b>	<b>27.1</b>	<b>75</b>	<b>136</b>	<b>55.1</b>	<b>38</b>	<b>110</b>	<b>2.4</b>	<b>70</b>	<b>75</b>	<b>91</b>	<b>75</b>	<b>21</b>	<b>292</b>	<b>6.5</b>
63-64	Suder, George	25	-	137	298	46.0	0	0	0.0	53	75	70.7	0	66	2.6	0	0	50	0	0	327	13.1
67-69	Sullivan, Bill	24	-	38	84	45.2	0	0	0.0	14	29	48.3	0	54	2.3	0	0	32	0	0	90	3.8
73-74	Swetham, Stan	12	-	7	13	53.8	0	0	0.0	2	2	100.0	0	6	0.5	1	0	2	0	0	16	1.3
90-93	Thibeault, Mike	52	185	13	51	25.5	5	25	20.0	17	29	58.6	16	37	0.7	23	12	38	14	2	48	0.9
69-70	Thomas, Al	1	-	0	0	0.0	0	0	0.0	0	0	0.0	0	0	0.0	0	0	0	0	0	0	0.0
75-77	Tillman, James	41	-	91	195	46.7	0	0	0.0	45	57	78.9	0	80	2.0	26	0	57	11	0	227	5.5
71-74	Trimble, Jap	53	-	136	271	50.2	0	0	0.0	62	91	68.1	0	116	2.2	69	0	90	0	0	334	6.3
55-56	Urbanik, John	12	-	9	32	28.1	0	0	0.0	7	16	43.8	0	42	3.5	0	0	0	0	0	25	2.1
80-84	Veal, Herman	103	2672	260	518	50.2	0	1	0.0	220	293	75.1	0	636	6.2	89	0	265	55	19	740	7.2
66-67	Veith, Dennis	7	-	0	0	0.0	0	0	0.0	0	0	0.0	0	0	0.0	0	0	1	0	0	0	0.0
54-55	Vodopia, Mark	10	-	0	4	0.0	0	0	0.0	2	3	66.7	0	2	0.2	0	0	0	0	0	2	0.2
87-90	Walker, Rodney	21	107	14	26	53.8	0	0	0.0	5	11	45.5	8	19	0.9	2	14	15	2	1	33	1.6
91-93	Walsh, John	48	379	37	103	35.9	5	15	33.3	38	49	77.6	35	76	1.6	18	16	48	13	3	117	2.4
63-66	Ward, Gary	65	-	450	972	46.3	0	0	0.0	194	248	78.2	0	615	9.5	0	0	182	0	0	1094	16.8
67-69	Warren, Homer	14	-	11	24	45.8	0	0	0.0	11	18	61.1	0	25	1.8	0	0	16	0	0	33	2.4
73-74	Washington, Wilson	1	-	5	5	100.0	0	0	0.0	0	2	0.0	0	2	2.0	0	0	1	0	0	10	10.0
96-99	Watkins, Brian	54	363	52	111	46.8	4	10	40.0	31	51	60.8	27	103	1.9	9	34	50	7	10	139	2.6
53-55	Webster, Dave	45	-	28	84	33.3	0	0	0.0	31	48	64.6	0	22	0.5	0	0	0	0	0	87	1.9
56-59	Weingarten, Doc	53	-	39	92	42.4	0	0	0.0	60	81	74.1	0	105	2.0	0	0	0	0	0	138	2.6
72-73	White, Donald	14	-	5	11	45.5	0	0	0.0	2	4	50.0	0	5	0.4	1	0	9	0	0	12	0.9
70-73	White, Howard	76	-	293	680	43.1	0	0	0.0	128	186	68.8	0	160	2.1	155	0	101	0	0	714	9.4
00-02	Wilcox, Chris	70	1160	224	431	52.0	0	2	0.0	106	180	58.9	123	330	4.7	69	72	141	34	71	554	7.9
68-70	Wiles, Mickey	52	-	187	474	39.5	0	0	0.0	186	254	73.2	0	91	1.8	135	0	181	0	0	560	

# COLE FIELD HOUSE

Its official name is the "William P. Cole Jr. Student Activities Building."

That is the name that can be read on the structure that still sits between the tennis courts and the university's student union, on the main thoroughfare of the campus of the University of Maryland, College Park. It is no longer, however, the home of Maryland basketball, as it was for 47 years since December of 1955.

Everyone just called it "Cole." Like Kentucky, where the Wildcats play at "Rupp." Or in Westwood, where UCLA plays at "Pauley."

The building is Cole Field House, even though that description appears nowhere officially. The nation's only on-campus arena to play host to multiple Final Fours, it has hosted numerous NCAA tournaments for basketball, volleyball and wrestling. It also hosted a U.S. vs. China ping-pong match in 1972 before a capacity crowd in what was the first sporting event held between the two nations; it hosted U.S. Presidents and, in September 1974, it even hosted Elvis.

Besides the all-black starting five of Texas Western taking the floor against Kentucky in the national championship game of 1966, Cole Field House was also home to the first black basketball players in the ACC — Maryland's Billy Jones (1966-68) and Pete Johnson (1967-69).

In 47 seasons, Terrapin teams were 486-151 at Cole Field House. A few of Cole's most memorable basketball moments:

## 1955

Cole Field House dedicated at a cost of \$3.3 million. Maryland defeats Virginia, 67-55, on Dec. 2 in the first game in the new facility.

## 1958

Cole is home to the Atlantic Coast Conference champions and Maryland's first NCAA Tournament team.

## 1965

Bill Bradley scored 41 points in the NCAA East Region championship game as Princeton topped Providence, 109-69.

## 1966

Cole plays host to the NCAA Final Four. In the semifinals, Kentucky defeats Duke and Texas Western (now Texas-El Paso) defeats Utah. Texas Western then defeats Kentucky in one of the most historic championship games in history.

most historic championship games in history.

## 1970

Cole plays host to the NCAA Final Four for the second time. UCLA defeats Jacksonville for the title as Sidney Wicks outduels Artis Gilmore. It was the fourth of UCLA's seven consecutive NCAA championships.

## 1971

Maryland defeats No. 2 South Carolina, 31-30, in one of the great "slow-down" games in the history of Cole. Leading only 4-3 at halftime, Maryland needed a lay-up from Jim O'Brien to tie the game with five seconds to go in regulation and an

Lefty Driesell was the architect of Maryland's great teams of the '70s and '80s.

11-foot jumper from O'Brien to win the game with four seconds remaining in OT.

## 1972

Cole is home to the National Invitation Tournament champions — the Maryland Terrapins.

The Cole Field House single-game attendance record of 15,287 was set as Maryland played host to North Carolina on Feb. 16. Maryland won 79-77 in an overtime thriller.

## 1975

Cole was the site of the first women's basketball game ever to be televised.

## 1979

On Super Bowl Sunday, Larry Gibson sank a free throw with one second on the clock to boost the Terps past top-ranked Notre Dame, 67-66, on Jan. 27, 1979. Gibson scored 11 points that day while Ernest Graham scored 28 and Buck Williams grabbed 15 rebounds.

## 1984

Cole is home to the ACC champion Terrapins.

## 1991

In the NCAA Eastern Regional first round, 15th-seeded Richmond defeats No. 2 seed Syracuse, 73-69, in one of the great upsets in NCAA Tournament history. It was only the second time in the history of the tournament that a No. 15 seed had defeated a No. 2 seed.

## 1992

On Jan. 15, 1992, No. 3 Maryland hosted No. 2 Virginia in a women's basketball shootout before a sellout crowd of 14,500. The game still stands as the ACC attendance mark for a women's game.

Maryland defeats No. 10 North Carolina, 82-80, on a last-second tip-in by All-American Walt Williams. Williams put the Terps up 81-80 with 1.3 seconds remaining to lead the Terps past the Tar Heels in Cole for only the second time since the 1982-83 season.

## 1994

Before a sellout crowd on March 5, Maryland defeats Virginia, 70-68, to clinch a fourth-place tie in the ACC standings and virtually assure its first NCAA Tournament bid under Gary Williams.

## 1995

### COLE WAS A HOUSE OF HORRORS FOR NO. 1 TEAMS

Cole Field House bears distinction as having hosted more upsets of No. 1-ranked teams than any building in the country.

When the No. 3-ranked Terrapins dispatched top-rated Duke on Feb. 27, 2002, it was Cole Field House's seventh game in which a No. 1 ranked team has fallen.

Including NCAA Tournament games, Notre Dame's Joyce Athletics & Convocation Center has hosted six No. 1 upsets and Oklahoma's Lloyd Noble Center has been the site of five.

At Cole, Maryland has beaten the nation's top team in six of those seven games. Also at Cole, No. 3-ranked Texas Western topped No. 1 Kentucky during the 1966 Final Four.

Maryland defeats No. 1 North Carolina, 86-73, in front of a sellout crowd and a national television audience.

## 1998

Maryland defeats No. 1 North Carolina, 89-83 in overtime, as Laron Profit scores 19 points overall and six during an overtime period. It marks the second time in three years that the Terps beat No. 1 North Carolina in Cole.

## 1999

Maryland sets a school record with 28 wins on the season, and the Terps host a record 14,455 fans per game at Cole. Junior sensation Steve Francis is named an All-American and later chosen as the second pick in the NBA draft.

## 2001

Maryland defeats Virginia 102-67 in the final game of the regular season to mark the most lopsided win ever, in the longtime series against its ACC rival. One week later, the Terps advance to their eighth straight NCAA Tournament berth and bring back to College Park the first Final Four banner in school history.

## 2002

Maryland defeats top-ranked Duke before a national television audience, 87-73, to take over first place in the ACC and mark the seventh time in Cole history that a No. 1 ranked team has been defeated.

Maryland beats Virginia 112-92 to win its first ACC regular season title since 1980, in what is the final game at Cole. A standing-room only crowd witnesses an emotional postgame event with returning All-Americans commemorating Cole's final game, followed by a net-cutting ceremony to celebrate the Terps' league title.

The NCAA Champion Terrapins return to Cole before a crowd of over 12,000 adoring fans, just hours after winning the first national championship in school history.





# COLE BY THE NUMBERS

## ATTENDANCE THROUGH THE YEARS

Home Games Only				Total Season Games			
Season	Games	Attendance	Avg.	Season	Games	Attendance	Avg.
1963-64	9	52,500	5,833	1963-64	26	132,200	5,084
1964-65	12	103,100	8,592	1964-65	26	185,500	7,135
1965-66	10	95,400	9,540	1965-66	25	221,000	8,840
1966-67	10	82,490	8,249	1966-67	25	164,390	6,576
1967-68	10	70,100	7,101	1967-68	24	144,950	6,040
1968-69	10	66,500	6,650	1968-69	26	152,005	5,746
1969-70	14	138,600	9,900	1969-70	26	221,153	8,506
1970-71	15	180,842	12,056	1970-71	26	273,553	10,521
1971-72	14	184,323	13,166	1971-72	32	352,436	11,014
1972-73	13	172,828	13,294	1972-73	30	340,964	11,365
1973-74	12	144,149	12,012	1973-74	28	301,164	10,756
1974-75	14	187,971	13,427	1974-75	29	314,341	10,839
1975-76	15	196,656	13,110	1975-76	28	343,785	12,278
1976-77	19	240,254	12,645	1976-77	27	325,777	12,066
1977-78	14	172,673	12,334	1977-78	28	305,001	10,893
1978-79	18	201,536	11,196	1978-79	30	316,449	10,548
1979-80	16	160,815	10,050	1979-80	31	317,559	10,242
1980-81	15	196,978	13,132	1980-81	31	398,036	12,840
1981-82	16	157,275	9,830	1981-82	29	286,264	9,871
1982-83	17	172,445	10,144	1982-83	30	308,340	10,278
1983-84	15	170,060	11,337	1983-84	32	353,551	11,048
1984-85	16	199,335	12,458	1984-85	37	393,459	10,634
1985-86	14	160,267	11,447	1985-86	33	335,937	10,180
1986-87	16	130,975	8,186	1986-87	26	241,118	9,274
1987-88	12	145,525	12,127	1987-88	31	355,597	11,471
1988-89	14	128,773	9,198	1988-89	29	276,604	9,538
1989-90	16	164,806	10,300	1989-90	33	306,339	9,293
1990-91	14	137,476	9,820	1990-91	28	267,401	9,550
1991-92	15	143,444	9,563	1991-92	29	323,755	11,164
1992-93	15	175,217	11,681	1992-93	28	321,673	11,488
1993-94	13	177,376	13,644	1993-94	30	360,993	12,033
1994-95	16	221,020	13,814	1994-95	34	437,268	12,861
1995-96	14	186,553	13,324	1995-96	30	399,616	13,321
1996-97	14	182,832	13,059	1996-97	32	388,300	12,134
1997-98	14	187,272	13,377	1997-98	32	446,213	13,944
1998-99	14	202,365	14,455	1998-99	34	473,626	13,930
1999-00	16	226,369	14,148	1999-00	35	503,648	14,390
2000-01	14	196,809	14,058	2000-01	36	528,916	14,692
2001-02	15	212,495	14,166	2001-02	36	623,898	17,331

Attendance records prior to 1963 are incomplete

## COLE FIELD HOUSE MILESTONES

<b>Dedicated:</b>	December 2, 1955
<b>Capacity:</b>	14,500 (Courtside Seats: 96)
<b>First Game:</b>	December 2, 1955
<b>First Win:</b>	December 2, 1955 Maryland 67, Virginia 55
<b>First Loss:</b>	December 15, 1955 Kentucky 62, Maryland 61
<b>100th Game:</b>	December 18, 1964 Maryland 82, Wake Forest 64
<b>200th Game:</b>	January 23, 1973 Maryland 100, Long Island 73
<b>300th Game:</b>	February 23, 1980 Maryland 82, Virginia 71
<b>400th Game:</b>	January 10, 1987 Virginia 71, Maryland 64
<b>500th Game:</b>	December 2, 1993 Maryland 89, UMBC 80
<b>600th Game:</b>	February 2, 2000 Maryland 91, Virginia 79
<b>100th Victory:</b>	February 25, 1970 Maryland 83, West Virginia 76
<b>200th Victory:</b>	December 28, 1977 Maryland 91, Western Kentucky 78
<b>300th Victory:</b>	November 23, 1985 Maryland 84, Northeastern 72
<b>400th Victory:</b>	December 23, 1995 Maryland 104, American 79
<b>486th Victory:</b>	March 3, 2002 Maryland 112, Virginia 92

## NGAA TOURNAMENTS AT COLE

### 1962 Eastern Regional

RSF: Wake Forest 96, St. Joseph's (Pa.) 85  
Villanova 79, New York Univ. 76  
RF: Wake Forest 79, Villanova 69  
3P: New York Univ. 94, St. Joseph's (Pa.) 85

### 1963 Eastern Regional

RSF: [2] Duke 81, New York Univ. 76  
St. Joseph's (Pa.) 97, West Virginia 88  
RF: [2] Duke 73, St. Joseph's (Pa.) 69  
3P: West Virginia 83, New York Univ. 73

### 1965 Eastern Regional

RSF: Princeton 66, North Carolina State 48  
[4] Providence 81, St. Joseph's (Pa.) 73 (OT)  
RF: Princeton 109, [4] Providence 69  
3P: North Carolina State 83, St. Joseph's (Pa.) 81

### 1966 Final Four

NSF: [1] Kentucky 83, [2] Duke 79  
[3] Texas Western 85, Utah 78  
NF: [3] Texas Western 85, [1] Kentucky 65  
3P: [2] Duke 79, Utah 77

### 1967 Eastern Regional

RSF: [4] North Carolina 78, [5] Princeton 70 (OT)  
[9] Boston College 63, St. John's 62  
RF: [4] North Carolina 96, [9] Boston College 80  
3P: [5] Princeton 78, St. John's 58

### 1968 First Round

1R: [8] Davidson 79, St. John's 70  
Columbia 83, La Salle 69

### 1969 Eastern Regional

RSF: [4] North Carolina 79, [9] Duquesne 78  
[5] Davidson 79, [8] St. John's 69  
RF: [4] North Carolina 87, [5] Davidson 85  
3P: [9] Duquesne 75, [8] St. John's 72

### 1970 Final Four

NSF: [4] Jacksonville 94, [3] St. Bonaventure 83  
[2] UCLA 93, [5] New Mexico State 77  
NF: [2] UCLA 80, [4] Jacksonville 69  
3P: [5] New Mexico State 79, [3] St. Bonaventure 73

### 1977 Eastern Regional

RSF: [3] Kentucky 93, [20] Virginia Military 78  
[5] North Carolina 79, [10] Notre Dame 77  
RF: [5] North Carolina 79, [3] Kentucky 72

### 1991 Eastern Regional

1R: [14] Oklahoma State 67, New Mexico 54  
NC State 114, Southern Mississippi 85  
Temple 80, Purdue 63  
Richmond 73, [7] Syracuse 69  
2R: [14] Oklahoma State 73, NC State 64  
Temple 77, Richmond 64

Legend: 1R-First Round; 2R-Second Round; RSF-Regional Semifinals; RF-Regional Final; NSF-National Semifinal; NF-National Final; 3P-Third Place  
[] - brackets indicate AP rankings